


## VICTORY 645

10 A Relay in a Small Package for Tight Spaces



V645

The Victory 645 is an economical, multi-purpose relay designed for control of loads up to 10 A. Its small size allows for space saving utility in panels and field enclosures.

### SPECIFICATIONS

Operating Temp. Range	0 to 60 °C (32 to 140 °F)
Operating Humidity Range	10% to 90% RH non-condensing
Expected Relay Life	Electrical (@ rated current) 100,000 cycles; Mechanical (unpowered) 10,000,000 cycles
Relay Status	LED ON = Energized
Dielectric Strength	1500 Vac RMS

#### WIRE SPECIFICATIONS

Lead Length	10" (254 mm) min.
Gauge	UL1015; Coil: 18 AWG; Contacts: 16 AWG

#### WARRANTY

Limited Warranty	5 years
------------------	---------

#### AGENCY APPROVALS

Agency Approvals	UL 508
------------------	--------



## Economical

Economical multi-voltage relay

## Flexible

24 to 30 Vac/dc or 120 Vac coil input provides application flexibility

## Easy diagnostics

Status LED for visual indication

## Switching

Switch up to 10 A@250 Vac

## Mounting options

Ships with foam tape, mounting screw, and DIN rail clip

### APPLICATIONS

- Sense voltages for alarm conditions
- Relay logic
- Isolation
- For start/stop of small motors & contactors
- Device interlocking

#### TYPICAL COIL PERFORMANCE

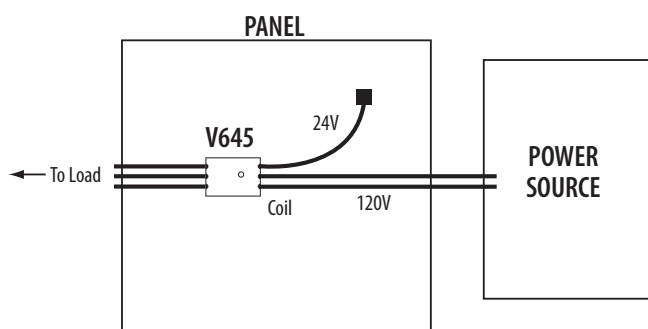
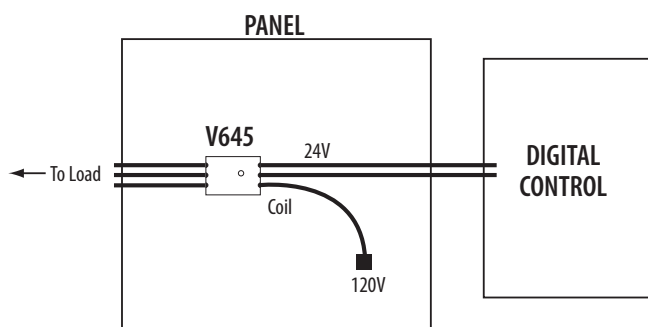
Voltage	Coil Current	
	AC	DC
24 to 30 V	32 mA	13 mA
120 V	17 mA	

#### CONTACT RATINGS

Resistive	10 A @ 250 Vac, N.O.
	7 A @ 250 Vac, N.C.
	6 A @ 277 Vac
	7 A @ 30 Vdc
Motor	125 Vac, 1/4 HP, H.P.

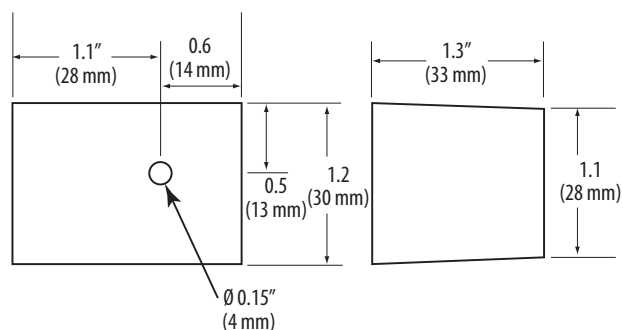


## WIRING DIAGRAMS




\* Wire is capped on unused option.

## DIMENSIONAL DRAWING

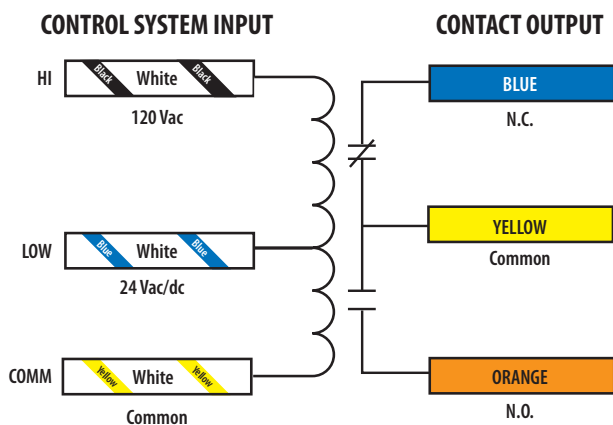


## MOUNTING METHOD



The V645 comes with a DIN rail clip, screw, and foam tape for a variety of mounting methods.

## WIRE COLOR CODES



## ORDERING INFORMATION

MODEL	RELAY	COIL	AMPERAGE RATING	RELAY POWER LED	UL
V645	SPDT	24 to 30 Vac/dc, 120 Vac	10 A	•	•