

Grip-It® Strap Wrench - Instructions

CAT. NO.	LENGTH	CAPACITY
S6HB	6" (15.2 cm)	1-1/2" to 4" (3.8 to 10.2 cm)
S12HB	12" (30.5 cm)	1-1/2" to 5" (3.8 to 12.7 cm)
S18HB	18" (45.7 cm)	3" to 10" (7.6 to 25.4 cm)

ENGLISH

1. Place strap around object so that strap will fit around circumference (FIG. 1).
2. Pull strap tight until curved end of wrench is snug against strap (FIG. 2).
3. Tightly hold strap in your grip and torque (FIG. 3).
4. For objects under 1-1/2" (3.8 cm), use wrench as shown (FIG. 4).

FIG. 1

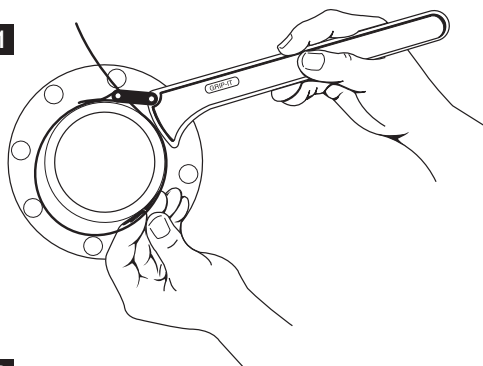


FIG. 2

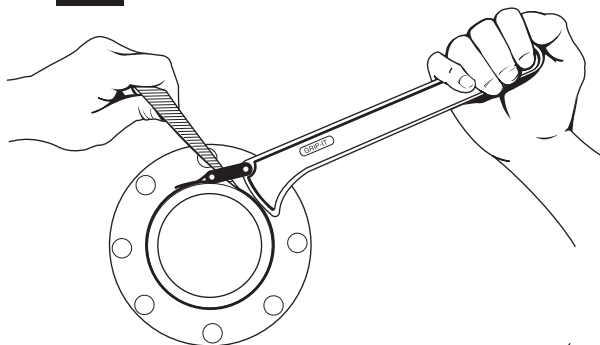


FIG. 3

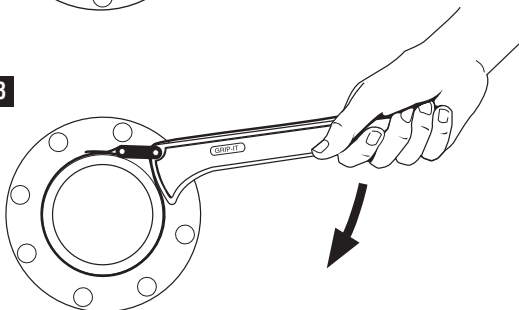


FIG. 4

