


PD9000-ENC

ConsoliDator+ NEMA 4X Plastic and NEMA 4 Steel Enclosures



PDA3939



PDA1939



PDA1909



PDA2919 with Light / Horn
Accessory & Sun Hood



PDA2929



PDA2919



PDA2909



Download free 3-D CAD files of these enclosures to simplify your drawings!

FEATURES

- House One ConsoliDator+ PD9000
- Cutout for One ConsoliDator+ Provided
- ConsoliDator+ Mounts in Cover
- Sub-Panels Available
- PDA6909 Pipe Mounting Kit Available
- Light / Horn & Reset Button Available
- Sun Hood Available
- Enclosure Ventilation Kit Available

Steel Enclosures

- 14-Gauge Steel
- NEMA 4, 12 and 13
- Cover Secured with Screwed Latches
- Built-In Mounting Flanges with Holes
- UL Listed, CSA Certified

Plastic Enclosures

- NEMA 4X
- Cover Secured with Hasps
- Clear Hinged Door Fully Encloses ConsoliDator+ (PDA3939 only)
- ConsoliDator+ Mounts in Hinged Sub-Panel Door (PDA3939 only)
- Mounting Hardware Provided
- UL Listed

OVERVIEW

The PD9000-ENC enclosures provide a convenient way to mount the PD9000 ConsoliDator+ to walls, pipes, and other vertical structures. The enclosures are available in painted steel and plastic and come pre-cut with one cutout to mount the PD9000.

The enclosures are available in various sizes, with the larger enclosures capable of housing other pieces of equipment, such as PDA1024-01 power supply.

A pipe mounting kit is available to mount the enclosure to a 2-inch pipe and a sun hood accessory is available for outdoor installations.

In addition, the enclosures can be ordered with holes predrilled for mounting devices such as the PDA-LH Light / Horn, PDA-BUTTON Button, and the PDA0007 Ventilation Kit to the enclosure.

The enclosure and ConsoliDator+ are ordered and packaged separately.

PRECISION DIGITAL CORPORATION



1.800.561.8187

www.itm.com

information@itm.com

WALL MOUNTING

Wall Mounting for Steel Enclosures


The PDA2909, PDA2919, and PDA2929 steel enclosures come with built-in mounting flanges located on the backside at the top and bottom of the enclosure. These allow for easy and convenient wall mounting.



Steel enclosures have built-in flanges on the back side for wall mounting

Wall Mounting for Plastic Enclosures

The PDA1909, PDA1939, and PDA3939 plastic enclosures include four mounting flanges and four screws for your convenience. Using the included screws and a Phillips head screwdriver simply assemble each flange in the four threaded screw holes on the back of the enclosure as shown in the example below. Now the enclosure is ready to be easily mounted to a wall.



Plastic enclosures are supplied with 4 screws and 4 mounting flanges


PIPE MOUNTING

PDA6909 Pipe Mounting Kit

The ConsoliDator+ enclosures can be mounted on a 2" pipe with the PDA6909 pipe mounting kit. The PDA6909 comes with all the hardware you need to conveniently mount the two mounting plates to the enclosure and the enclosure to the pipe. The mounting kit is available in steel or stainless steel. The PDA6909 mounting kit is compatible with both plastic and steel ConsoliDator+ enclosures.



PDA1939 enclosure mounted to 2" pipe with PDA6909 pipe mounting kit



PDA6909 pipe mounting kit available in steel or stainless steel

PD9000-ENC ConsoliDator+ NEMA 4X & NEMA 4 Enclosures

COVER SECURING METHOD

Plastic Enclosures

The covers on the plastic enclosures are hinged and secured with hasps.



PDA1909 plastic enclosure showing hasps

Steel Enclosures

The covers on the steel enclosures are hinged and secured with latches and screws.



PDA2909 steel enclosure showing latches and screws

PDA3939 Fully Protects ConsoliDator+

The PDA3939 enclosure fully protects the ConsoliDator+ from the outside elements. The controller is mounted in a hinged interior plate and is covered and secured by the clear plastic outer door and hasps.



PDA3939 plastic enclosure open with clear cover and interior door for mounting ConsoliDator+

PDA9000SH ConsoliDator+ Sun Hood

The PDA9000SH ConsoliDator+ Sun Hood provides shade for the ConsoliDator+ when it is mounted in direct sunlight. It is adhered to the ConsoliDator+ enclosure with industrial grade double-sided tape (provided).



PDA9000SH Installed on PD9000 ConsoliDator+ mounted in PDA2909 enclosure
(ConsoliDator+ and enclosure sold separately)

PD9000-ENC ConsoliDator+ NEMA 4X & NEMA 4 Enclosures

MODELS AVAILABLE

NEMA 4X Plastic Enclosers



PDA1909



PDA1939



PDA3939

NEMA 4 Steel Enclosures



PDA2909



PDA2919



PDA2929



Download free 3-D CAD files of these enclosures to simplify your drawings!


PD9000-ENC ConsoliDator+ NEMA 4X & NEMA 4 Enclosures

ACCESSORIES

Sub-Panels

Precision Digital offers plastic and steel sub-panels for the ConsoliDator+ enclosures that provide a convenient way to mount additional items to the base of the enclosure. They can be drilled to accept screws for easy mounting of relays, contactors, securing wiring clips, or installing other internal devices.

Sub-Panels for Plastic Enclosure




SPECIFICATIONS

Sub-panel	Enclosure	Dimensions (Inches)	Dimensions (mm)
PDP1909	PDA1909	10.3 x 10.3	262 x 262
PDP1939	PDA1939, PDA3939	12.0 x 16.0	306 x 407

Material: Plastic
Mounting hardware is included.

Sub-Panels for Steel Enclosures



SPECIFICATIONS

Sub-panel	Enclosure	Dimensions (Inches)	Dimensions (mm)
PDP2909	PDA2909	11.0 x 11.0	279 x 279
PDP2919	PDA2919	13.0 x 11.0	330 x 279
PDP2929	PDA2929	15.0 x 13.0	381 x 330

Thickness: 14 gauge
Material: Steel
Mounting hardware is included.

PDA0007 Enclosure Ventilation Kit

The PDA0007 ventilation kit consists of two vents and is designed to equalize internal / external pressure and temperature to prevent condensation from building up in the enclosure. Internal baffles within the vents create an airflow pattern that allows air to pass between the inside of the enclosure and the outside environment. The vents are compatible for use with steel or plastic enclosures and are rated UL & CSA Type 4X and IP66. The ventilation kit can also be ordered as a MODVENT-P for plastic enclosures and a MOD-VENT-M for steel enclosures. When this is done, the accompanying enclosure will be provided with pre-drilled holes for the vents (Installation is done by the user and the enclosure is sold separately). See ordering information.

- Prevents condensation inside the enclosure
- UL & CSA Type 4X IP66
- Use with steel or plastic enclosures
- For wall thickness of 16 gauge to 1/4"
- Corrosion resistant polycarbonate
- Comes with two vents



PDA0007 Installed on
PDA2929 Enclosure



PDA0007
Front



PDA0007
Back

PDA1024-01 24 VDC Power Supply for DIN Rail




The PDA1024-01 is a DIN rail mounted 1.5 A, 24 VDC power supply that can be used for a variety of functions; the most common of which is powering 4-20 mA transmitters.

SPECIFICATIONS

Output Voltage: 21.6 ~ 29 VDC; $\pm 10\%$ 1.5A rated current.
Dimensions: 1.40" x 3.50" x 2.10"
(35 mm x 90 mm x 54.5 mm) (W x H x D)

ACCESSORIES (CONTINUED)

Light / Horn & Reset Button Mounted to Enclosure



Overview

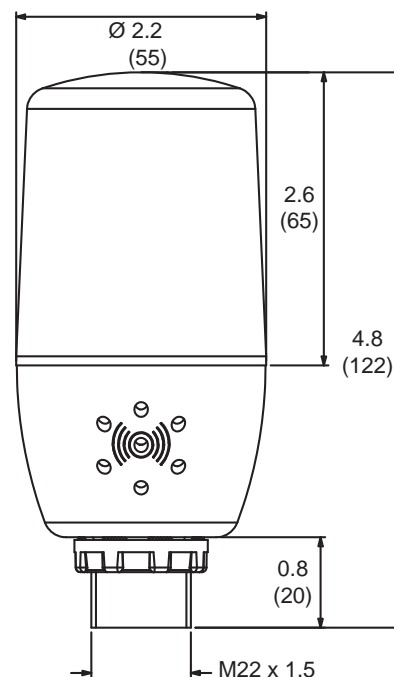
Precision Digital offers a line of Light / Horn accessories that are available as single color (red, green, yellow, blue or white), three layered colors (red, yellow, green), or five colors in one (red, green, yellow, blue or white.) The horn is rated at 85 dB and the light can be programmed to flash or stay steady on. The light(s) and horn can be controlled independently of each other via separate relays on the ConsoliDator+. The following are a few of the many ways the Light / Horn accessories can be used with the ConsoliDator+:

- One single color Light / Horn with one relay driving the light and one relay driving the horn. The alarm could be based on a single input or when any of the multiple inputs goes into alarm.
- Several different color Light / Horns all driven by separate relays indicating different alarm conditions.
- One multi-light Light / Horn with each light and the horn driven by separate relays.

The Light / Horn can be mounted on an enclosure provided by Precision Digital or elsewhere. In addition, multiple Light / Horns can be mounted on one Precision Digital enclosure. If the Light / Horn is ordered as a "MOD", a reset button is included; and the enclosure is provided with the holes drilled for the Light / Horn and Reset Button for the user to install, as pictured above. The Light / Horn hole is located on the top of the enclosure in the back left corner. The hole for the Reset Button is located on the left side of the enclosure. If the Light / Horn is ordered as a "PDA", no holes are drilled in the enclosure. Soft keys located on the front of the ConsoliDator+ can also be used to silence the horn and turn off the light. The Light / Horn can be powered by the ConsoliDator+ so no additional power is needed to drive it.

Dimensions

Units: Inches (mm)



Click here to see more information on the Light / Horn Accessory

See ordering guide on page 11 for Light / Horn models.

SPECIFICATIONS

Plastic Enclosure Specifications (PDA1909, PDA1939, PDA3939)

Material: Thermoplastic Polyester Enclosure with Stainless Steel Hardware. PDA3939 only: Cover: Clear polycarbonate plastic; Plate: Painted Aluminum

Color: Gray

Controller Mounting Method:

PDA1909 & PDA1939: Through cover

PDA3939: Through interior hinged plate

Cover Mounting Method: Hinge / Hasp

Ratings: NEMA 4X

Approvals: UL/C-UL

Operating Temperature: -40 to 120°C

Dimensions:

PDA1909: 11.8" x 11.8" x 5.9"

(300 mm x 300 mm x 150 mm) (H x W x D)

PDA1939: 17.7" x 13.8" x 7.9"

(450 mm x 350 mm x 200 mm) (H x W x D)

PDA3939: 17.7" x 13.8" x 7.9"

(450 mm x 350 mm x 200 mm) (H x W x D)

Weight:

PDA1909: 3.1 lbs (1.4 kg)

PDA1939: 6.4 lbs (2.9 kg)

PDA3939: 8.6 lbs (3.9 kg)

Warranty: 1 year

Steel Enclosure Specifications (PDA2909, PDA2919, PDA2929)

Material: Painted Steel

Color: Gray

Controller Mounting Method: Through cover

Cover Mounting Method: Hinge / Screw

Ratings: NEMA 4, 12, 13

Approvals: CSA, UL/C-UL

Operating Temperature: -40 to 120°C

Dimensions:

PDA2909: 12.0" x 12.0" x 6.0"

(305 mm x 305 mm x 152 mm) (H x W x D)

PDA2919: 14.0" x 12.0" x 8.0"

(356 mm x 305 mm x 203 mm) (H x W x D)

PDA2929: 16.0" x 14.0" x 10.0"

(406 mm x 355 mm x 254 mm) (H x W x D)

Weight:

PDA2909: 11.6 lbs (5.3 kg)

PDA2919: 15.6 lbs (7.1 kg)

PDA2929: 21.9 lbs (9.9 kg)

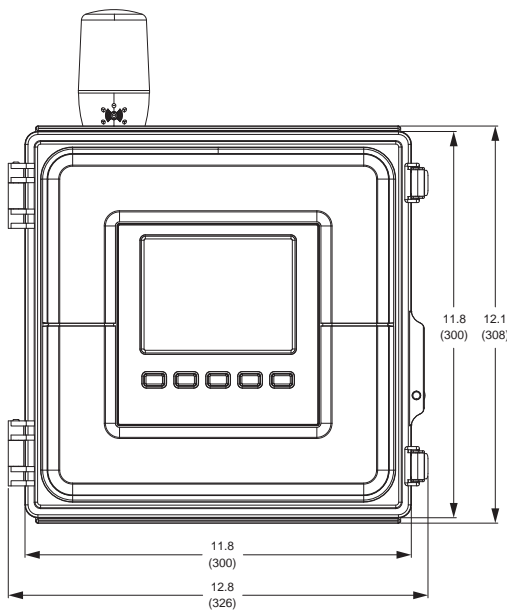
Warranty: 1 year

PD9000-ENC ConsoliDator+ NEMA 4X & NEMA 4 Enclosures

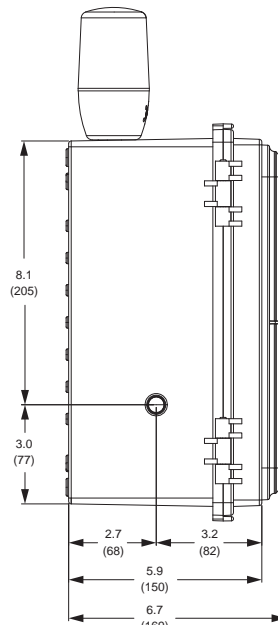
DIMENSIONS

PDA1909 Plastic Enclosure

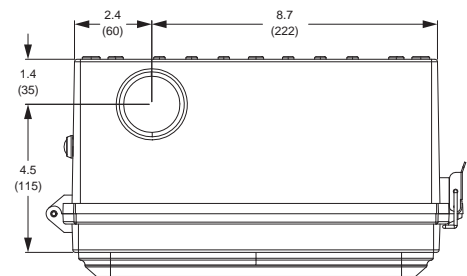
Units: Inches (mm)



Front View

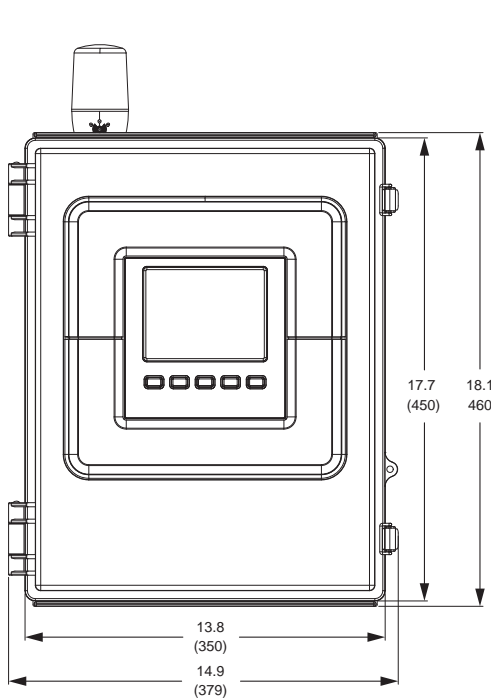


Side View

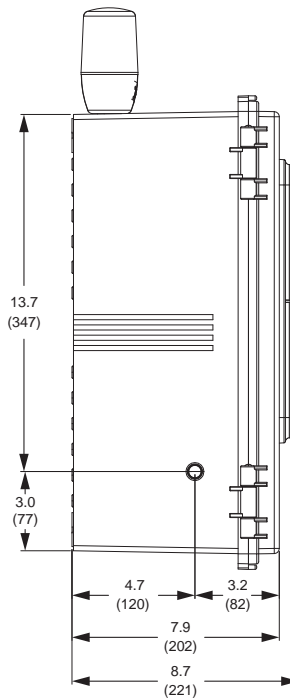


Top View

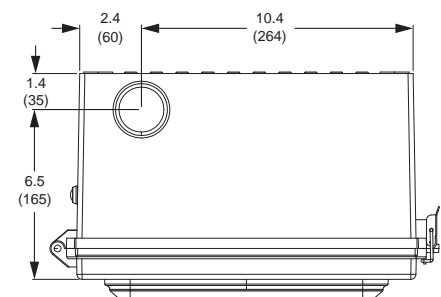
PDA1939 Plastic Enclosure



Front View



Side View



Top View

Notes:

1. Enclosure shown with optional Light / Horn and Button.
2. Holes for the Light / Horn and Button are only present when MOD-LH is ordered.

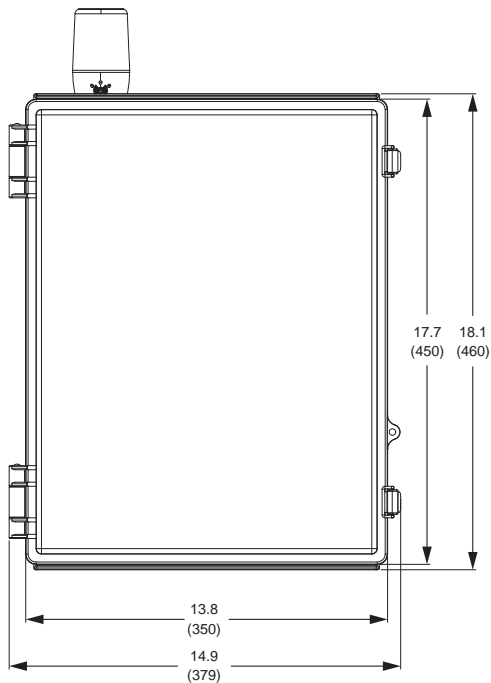


Download free 3-D CAD files of these enclosures to simplify your drawings!

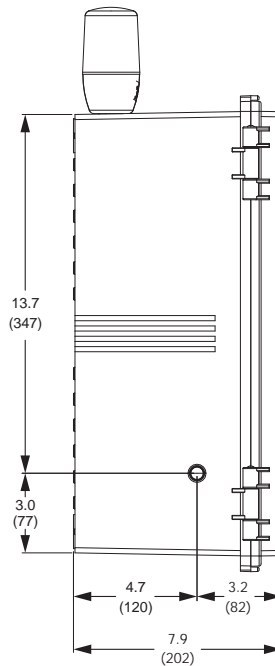
PD9000-ENC ConsoliDator+ NEMA 4X & NEMA 4 Enclosures

PDA3939 Plastic Enclosure

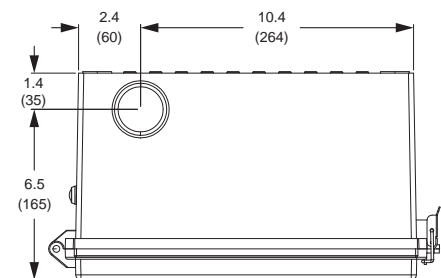
Units: Inches (mm)



Front View

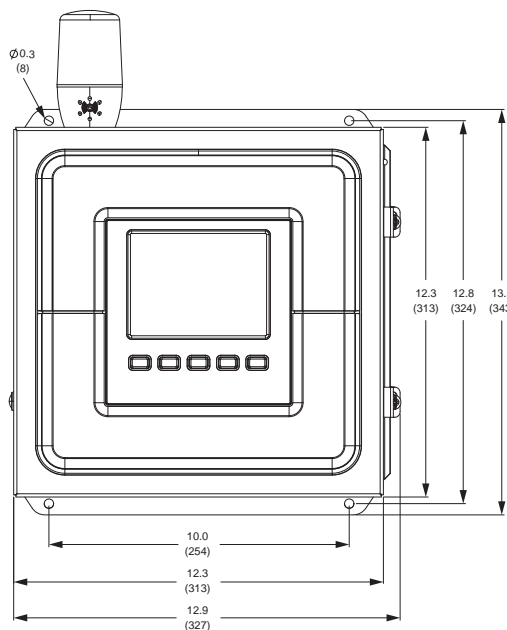


Side View

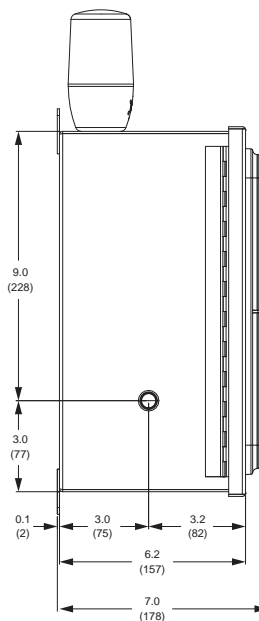


Top View

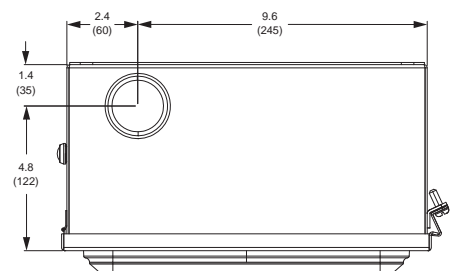
PDA2909 Steel Enclosure



Front View



Side View



Top View

Notes:

1. Enclosure shown with optional Light / Horn and Button.
2. Holes for the Light / Horn and Button are only present when MOD-LH is ordered.

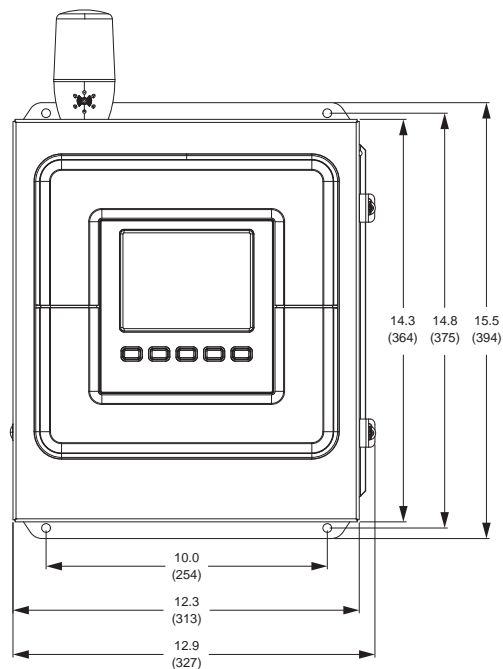


Download free 3-D CAD files of these enclosures to simplify your drawings!

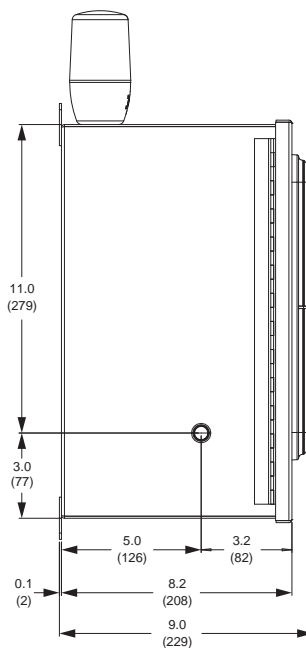
PD9000-ENC ConsoliDator+ NEMA 4X & NEMA 4 Enclosures

PDA2919 Steel Enclosure

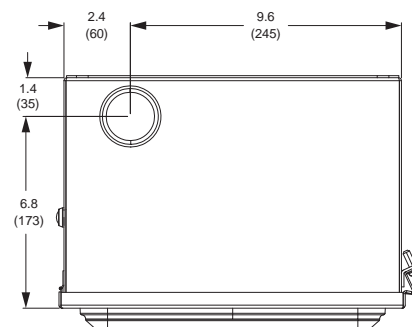
Units: Inches (mm)



Front View

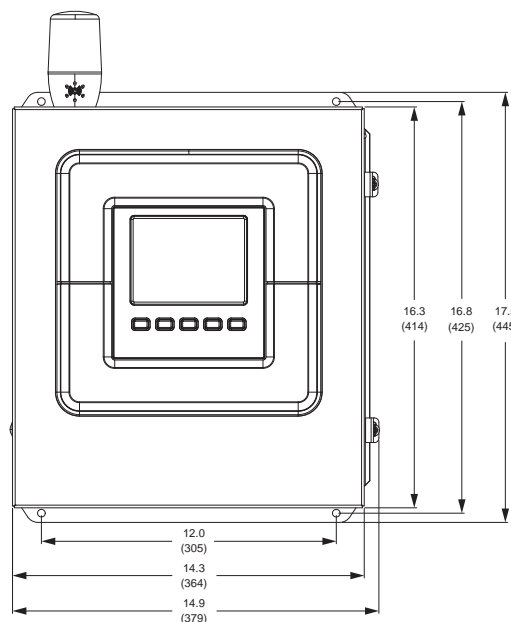


Side View

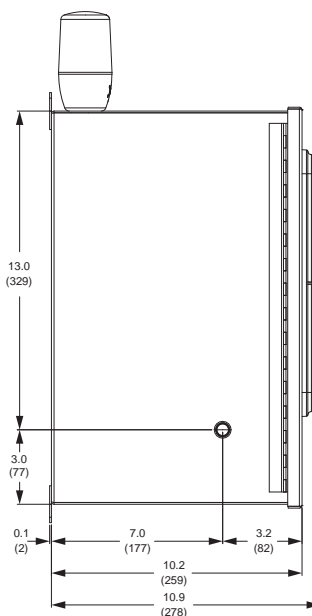


Top View

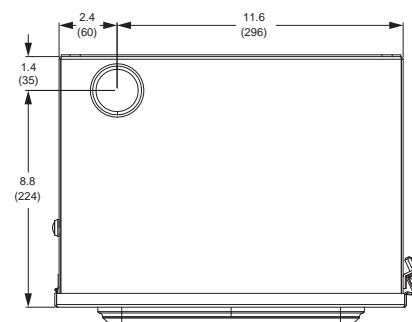
PDA2929 Steel Enclosure



Front View



Side View



Top View

Notes:

1. Enclosure shown with optional Light / Horn and Button.
2. Holes for the Light / Horn and Button are only present when MOD-LH is ordered.



Download free 3-D CAD files of these enclosures to simplify your drawings!

ORDERING INFORMATION

Enclosures

Model	Description
PDA1909	Plastic Enclosure for One ConsoliDator+ Dimensions: 11.8" x 11.8" x 5.9" (300 mm x 300 mm x 150 mm) (H x W x D)
PDA1939	Plastic Enclosure for One ConsoliDator+ Dimensions: 17.7" x 13.8" x 7.9" (450 mm x 350 mm x 200 mm) (H x W x D)
PDA2909	Steel Enclosure for One ConsoliDator+ Dimensions: 12.0" x 12.0" x 6.0" (305 mm x 305 mm x 152 mm) (H x W x D)
PDA2919	Steel Enclosure for One ConsoliDator+ Dimensions: 14.0" x 12.0" x 8.0" (356 mm x 305 mm x 203 mm) (H x W x D)
PDA2929	Steel Enclosure for One ConsoliDator+ Dimensions: 16.0" x 14.0" x 10.0" (406 mm x 355 mm x 254 mm) (H x W x D)
PDA3939	Plastic Enclosure with Clear Cover for One ConsoliDator+ Dimensions: 17.7" x 13.8" x 7.9" (450 mm x 350 mm x 200 mm) (H x W x D)

All enclosures come with (1) cutout for (1) ConsoliDator+ controller.

Sub-Panels

Model	Description
PDP1909	Plastic Sub-Panel for PDA1909
PDP1939	Plastic Sub-Panel for PDA1939 and PDA3939
PDP2909	Steel Sub-Panel for PDA2909
PDP2919	Steel Sub-Panel for PDA2919
PDP2929	Steel Sub-Panel for PDA2929

Accessories

Model	Description
PDA0007	Ventilation Kit for ConsoliDator+ Enclosures (Includes 2 Vents)
MOD-VENT-M	Vents (2) for Metal ConsoliDator+ Enclosure with Holes Drilled for Vents in Enclosure. Enclosure sold separately and assembly required by user.
MOD-VENT-P	Vents (2) for Plastic ConsoliDator+ Enclosure with Holes Drilled for Vents in Enclosure. Enclosure sold separately and assembly required by user.
PDA6909	Steel Pipe Mounting Kit
PDA6909-SS	Stainless Steel Pipe Mounting Kit
PDA1002	6" DIN Rail Mounting Kit
PDA1024-01	24 VDC Power Supply for DIN Rail
PDA-SSTAG	Stainless Steel Tag
PDA9000SH	ConsoliDator+ Sun Hood



WARNING
Cancer and Reproductive Harm - www.P65Warnings.ca.gov

Light / Horn Accessories

Model	Description
MOD-LHRB1	Red Light / Horn and Reset Button with Holes Drilled in Enclosure ⁽¹⁾
MOD-LHGB1	Green Light / Horn and Reset Button with Holes Drilled in Enclosure ⁽¹⁾
MOD-LHYB1	Yellow Light / Horn and Reset Button with Holes Drilled in Enclosure ⁽¹⁾
MOD-LHBB1	Blue Light / Horn and Reset Button with Holes Drilled in Enclosure ⁽¹⁾
MOD-LHWB1	White Light / Horn and Reset Button with Holes Drilled in Enclosure ⁽¹⁾
MOD-LH5CB1	Light / Horn with User Choice of Red, Green, Yellow, Blue or White Light, Reset Button, and Holes Drilled in Enclosure ⁽¹⁾
MOD-LH3LCB1-RYG	Light / Horn with Red, Yellow, Green Light Layers, Reset Button, and Holes Drilled in Enclosure ⁽¹⁾
PDA-LHR	Red Light / Horn ⁽²⁾
PDA-LHG	Green Light / Horn ⁽²⁾
PDA-LHY	Yellow Light / Horn ⁽²⁾
PDA-LHB	Blue Light / Horn ⁽²⁾
PDA-LHW	White Light / Horn ⁽²⁾
PDA-LH5C	Light / Horn with User Choice of Red, Green, Yellow, Blue or White Light ⁽²⁾
PDA-LH3LC-RYG	Light / Horn with Red, Yellow, Green Light Layers ⁽²⁾
PDA-BUTTON1R	Reset Button ⁽³⁾

Notes:

1. This MOD supplies the Light / Horn and Reset Button. The enclosure comes pre-drilled with holes for Light / Horn and Reset Button and the user performs the installation and wiring. Controller and enclosure are sold separately. The Light / Horn hole is located on the top of the enclosure in the back left corner and the hole for the Reset Button is located on the left side of the enclosure.
2. Specify PDA-LH model to order the Light / Horn to be mounted by the user in user-drilled hole.
3. Specify PDA-BUTTON1R to order Reset Button to be mounted by the user in user-drilled hole.

Your Local Distributor is:

Disclaimer

The information contained in this document is subject to change without notice. Precision Digital Corporation makes no representations or warranties with respect to the contents hereof, and specifically disclaims any implied warranties of merchantability or fitness for a particular purpose.

©2021 Precision Digital Corporation. All rights reserved.

LDS9000-ENC_B 01/21

