

Precise non-contact
temperature measurement
from $-58\text{ }^{\circ}\text{F}$ to $1922\text{ }^{\circ}\text{F}$

Features:

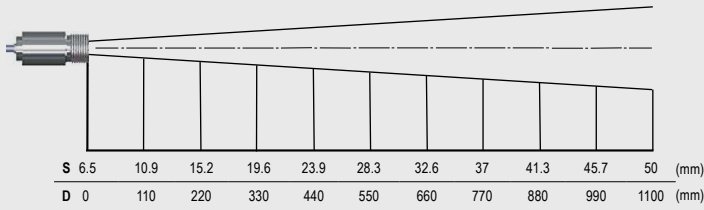
- One of the smallest infrared sensors worldwide with up to 22:1 optical resolution
- Rugged sensing head - usable up to $356\text{ }^{\circ}\text{F}$ ambient temperature without cooling
- Two-piece design with easy accessible programming keys and LCD backlit display
- Built-in USB interface for simple sensor setup via mobile phone or PC
- Selectable analog outputs: 0/4 – 20 mA, 0 – 5 V, 0 – 10 V, thermocouple type K
- Optional EtherNet/IP, Profinet, Ethernet TCP/IP / Modbus TCP, Modbus RTU, RS485, RS232 interface or relay outputs (2 x optically isolated)
- Easy and flexible exchange of sensing heads



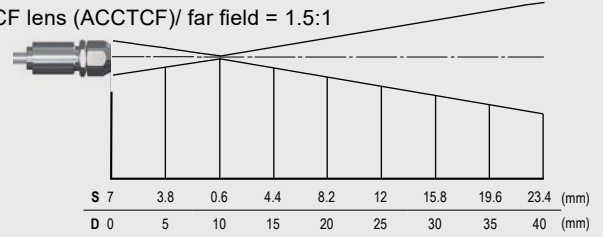
General specifications		Measurement specifications	
Environmental rating	IP 65 (NEMA-4)	Measuring Temperature range (scalable via programming keys or software / App)	-50 °C ... 650 °C [-58 °F ... 1202 °F] (LT 02) -50 °C ... 800 °C [-58 °F ... 1472 °F] (LT 15) -50 °C ... 1050 °C [-58 °F ... 1922 °F] (LT 22)
Operating temperature range ¹⁾	-20 °C ... 180 °C (-4 °F ... 356 °F) (248 °F for LT 02) (sensing head) -20 °C ... 85 °C (-4 °F ... 185 °F) (electronics)	Spectral range	8 – 14 μm
Storage temperature	-40 °C ... 180 °C (-40 °F ... 356 °F) (248 °F for LT 02) (sensing head) -40 °C ... 85 °C (-40 °F ... 185 °F) (electronics)	Optical resolution (90% energy)	22:1 15:1 2:1
Operating air humidity range	10 – 95 %, non condensing	Smallest spot size	0.6 mm at 10 mm [0.02 in at 0.39 in] (LT22 + CF lens)
Vibration (sensor)	IEC 60068-2-6 (sinus shaped) IEC 60068-2-64 (broadband noise)	Measurement uncertainty ^{2), 3), 4), 5), 7)}	±1 % or ±1 °C [±1 % or ±1.8 °F]
Shock (sensor)	IEC 60068-2-27 (25G and 50G)	Repeatability ^{2), 3), 4), 5), 7)}	±0.2 °C or ±0.1 % [±0.36 °F or ±0.1%] (LT02) ±0.1 °C or ±0.1 % [±0.18 °F or ±0.1%] (LT15) ±0.15 °C or ±0.1 % [±0.27 °F or ±0.1%] (LT22)
Weight	40 g (1.41 oz) (sensing head) / 420 g (14.82 oz) (electronics)	Temperature resolution (display)	0.1 K
Electrical Specifications		NETD (typically) ^{4), 5), 6), 7)}	25 mK (LT 02 & LT 15) 35 mK (LT 22)
Output / analog (2x)	0 / 4 – 20 mA, 0 – 5 / 10 V, thermocouple K, alarm	Response time (90%)	40 ms (LT02) 115 ms (LT15 & LT22)
Output/alarm	24 V / 50 mA (open collector)	Emissivity / Gain (adjustable via programming keys or software / App)	0.05 – 1.100
Relay outputs (optional)	2 x 60 V DC / 42 V AC _{RMS} ; 0.4 A; optically isolated	Transmissivity / Gain (adjustable via programming keys or software / App)	0.05 – 1.100
Digital Interfaces	built-in USB-interface, Optional: EtherNet/IP, Profinet, Ethernet TCP/IP / Modbus TCP, Modbus RTU, RS485, RS232 or relay outputs (2 x optically isolated)	Signal processing (parameter adjustable via programming keys or software / App)	Peak hold, valley hold, average; extended hold functions with threshold and hysteresis
Output impedances	mA max. 500 Ω (with 8 – 36 V DC) mV min. 100 kΩ load impedance thermocouple 20 Ω	Software / App	Optris CompactPlus Connect / IR Mobile App
I/O Pins (3x)	flexible programming as in- or output: external emissivity adjustment, ambient temperature compensation, uncommitted value, trigger (reset of hold functions), alarm output (open collector 24 V / 50 mA)	¹⁾ The LCD displays capacity may be limited at ambient temperatures below 0 °C ²⁾ Whichever is greater ³⁾ T _{obj} > 0 °C ⁴⁾ ε = 1 ⁵⁾ Response time = 200ms ⁶⁾ T _{obj} = 77 °F ⁷⁾ at ambient temperature 23 ± 5 °C (73.4 ± 9 °F)	
Cable length	1 m (3.3 ft) (standard), 3 m (9.84 ft), 8 m (26.25ft), 15 m (49.21ft)		
Power supply	8 - 30 V DC / 1.2W		

Optical specifications

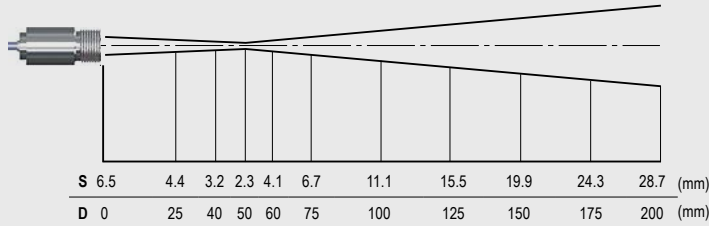
Optics CTi LT SF, D:S = 22:1



Optics CTi LT SF, D:S = 22:1, with additional CF lens (ACCTCF)/ far field = 1.5:1



Optics CTi LT CF, D:S = 22:1 (far field = 6:1)



More optical data: <https://optris.com/us/optris-calculator/>



Dimensions in mm (in)

Electronics

