



Description & Features:

- Developed for use in general industry and OEM applications, where versatility and economy are requirements
- Compact stainless steel construction with ceramic sensor
- Available ranges include in/Hg up to 5,000 psi
- Wide range of mechanical and electrical connections
- ±0.5% accuracy
- NEMA 4X / IP65 and IP67
- CE, CSA and RoHS compliant
- Approved for outdoor use
- Customizable
- 5 year warranty

Applications:

- Suitable for all process and automation control, hydraulics and pneumatic sensing, pump and compressor monitoring, refrigeration and HVAC

Specifications

Output Signal	Standard 2-wire: 4-20 mA / Vs = 8-32 Vdc Optional 3-wire: 0-10 V / Vs = 14-30 Vdc Optional 3-wire ratiometric: Vs _{sig} = 0.5-4.5 Vs / Vs = 5 ± 0.5 Vdc
Accuracy	±0.5% FSO
Permissible Load	2-wire: R _{max} = [(Vs - Vs min) / 0.02] Ohm 3-wire: R _{min} = 10 kOhm
Influence Effects	Supply: 0.05% FSO / 10 V Load: 0.05% FSO / kOhm
Response Time	2-wire: <10 ms 3-wire: <3 ms
Measuring Rate	1 kHz
Thermal Error	<±0.5% FSO / 10K
Permissible Temperatures	Medium: -13°F to 257°F (-25°C to 125°C) Electronics environment: -13°F to 185°F (-25°C to 85°C) Storage: -40°F to 185°F (-40°C to 85°C)
Short-circuit Protection	Permanent 3-wire ratiometric: None
Reverse Polarity Protection	No damage. No function.
Electromagnetic Protection	Emission and immunity according to EN 61326
Stability	Vibration: 10 g, 25 Hz to 2 kHz according to DIN EN 60068-2-6 Shock: 500 g / 1 ms according to DIN EN 60068-2-27
Pollution Degree	4, electrical equipment for outdoor use
Pressure Port / Housing	304 SS
Wetted Parts	Seals: FKM Diaphragm: Ceramic Al ₂ O ₃ 96%
Weight	120 g
Current Consumption	2-wire: 25 mA max 3-wire voltage: 5 mA (short-circuit current 20 mA) 3-wire ratiometric: 1.5 mA
Long-term Stability	<±0.3% FSO/yr at reference conditions
Operation Life	>100 x 10 ⁶ cycles
CE Conformity	EMC directive: 2004/108/EC Pressure equipment directive: 97/23/EC (module A). Valid for devices with max permissible overpressure > 3,000 psi

Order Codes (products in bold are normally stock in North America)

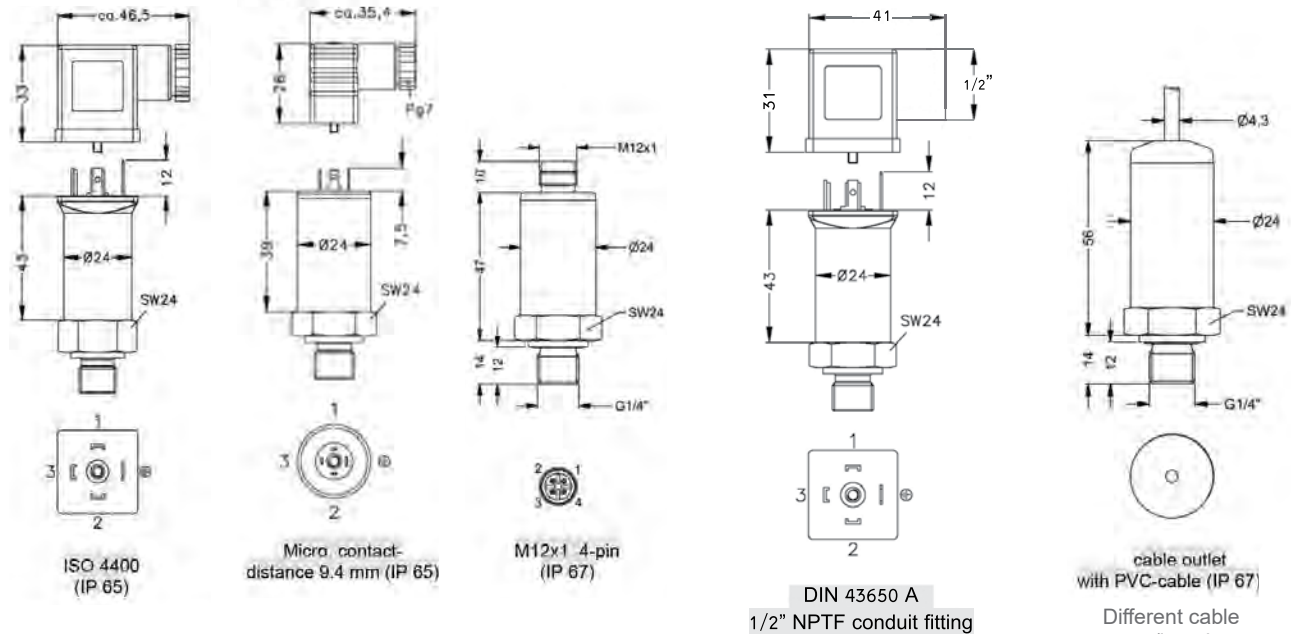
Range	Over-pressure	Burst Pressure	Code
30" Hg Vac	15 psi	44 psi	LE330VC
0/15 psi	15 psi	44 psi	LE315
0/25 psi	58 psi	102 psi	LE325
0/50 psi	58 psi	102 psi	LE350
0/60 psi	145 psi	218 psi	LE360
0/100 psi	145 psi	218 psi	LE3100
0/150 psi	290 psi	508 psi	LE3150
0/200 psi	580 psi	1,015 psi	LE3200
0/300 psi	580 psi	1,015 psi	LE3300
0/500 psi	1,450 psi	2,176 psi	LE3500
0/1,000 psi	1,450 psi	2,176 psi	LE31000
0/2,000 psi	2,901 psi	3,626 psi	LE32000
0/3,000 psi	5,802 psi	6,527 psi	LE33000
0/5,000 psi	5,802 psi	6,527 psi	LE35000

Note: Other connections available upon request

Electrical Connection

Standard

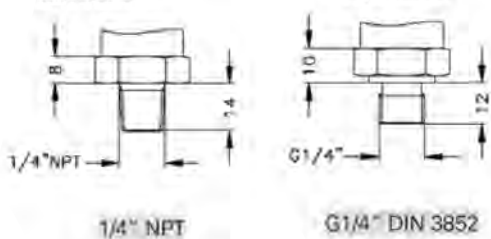
Optional



Mechanical Connection

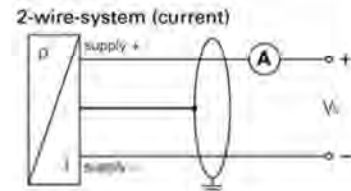
Standard

Optional

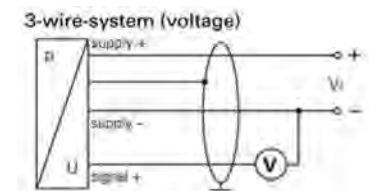


Wiring Diagram

Standard



Optional



Note: Measurements are in mm

Pin Configuration				
Electrical Connection	ISO 4400	Micro (contact distance 9.4mm)	M12x1 (4 pin), plastic	Cable Colours (DIN 47100)
Supply+	1	1	1	White
Supply-	2	2	2	Brown
Signal+ (for 3-wire)	3	3	3	Green
Shield	Ground pin	Ground pin	4	Green/yellow