

CW2 PROTOCOL SERIES

Individual or 4-in-1 CO₂, VOC, RH & Temperature



The CW2 Protocol Series of air quality sensors for living space is a flexible multi-sensor platform for use with BAS controllers designed to accept BACnet or Modbus outputs. CW2 Protocol Series sensors are available with three user interface options: touchscreen, LCD with three buttons and blank. CO₂ and temperature sensors are included with all CW2 Protocol Series air quality sensors. Models with VOC sensors and relative humidity sensors are also available.

SPECIFICATIONS

OPERATING ENVIRONMENT

Input Power	Class 2; 20 to 30 Vdc, 24 Vac, 50 to 60 Hz
Protocol Output	BACnet or Modbus via RS-485, selectable
Operating Temp. Range	0 to 50 °C (32 to 122 °F)
Operating Humidity Range	0 to 95% RH non-condensing
Housing Material	High-impact ABS plastic
Terminal Block Torque	0.5 to 0.6 N-m (0.37 to 0.44 in-lbf)
IP Rating	IP 30
Mounting Location	For indoor use only. Not suitable for wet locations.
Surface Mount	The device can be surface mounted on Single Gang J-Box, British Standard and CE60 wall boxes

CO₂ TRANSMITTER

Sensor Type	Non-dispersive infrared (NDIR), diffusion sampling
Output Range	0 to 10,000 ppm
Accuracy	±30 ppm ±3% of measured value
Repeatability	±20 ppm ±1% of measured value
Response Time	<60 seconds for 90% step change

VOC TRANSMITTER OPTION

Sensor Type	Solid state
Output Range	0 to 100% AQI for VOC
Accuracy	±15% of measured value
Output Scale	0 to 1,000 ppb of total VOC (TVOC)

	LEVEL	VENTILATION RECOMMENDATION	TVOC (ppb)
AQI Table*	>61%	Greatly increased	>610
	20 to 61%	Significantly increased	200 to 610
	10 to 20%	Slightly increased	100 to 200
	5 to 10%	Average	50 to 100
	0 to 5%	Target value	0 to 50

Communicating

Embedded BACnet and Modbus communication protocols...easy systems integration

Self-calibrating

Innovative self-calibration algorithm...easy to maintain

Dual-beam NDIR CO₂ sensor

Dual-beam, non-dispersive infrared technology (NDIR) repeatable to ±20 ppm ±1% of measured value...high accuracy measurement

APPLICATIONS

- Controlling ventilation in response to accuracy
- ASHRAE 62.1 compliant
- Office buildings, conference rooms, schools, retail stores, etc.

RH TRANSMITTER OPTION

HS Sensor	Solid state capacitive, replaceable
Accuracy (Includes Hysteresis)**	±3.8% RH from 10 to 60% RH @ 25°C (77 °F) ±4.8% RH from 60 to 80% RH @ 25°C (77 °F) ±5.8% RH from 80 to 100% RH @ 25°C (77 °F)
Stability	±1% @ 20°C (68 °F) annually for 2 years
Output Range	0 to 100% RH
Temperature Coefficient	±0.1% RH/°C above or below 25 °C (77 °F) typical

TEMPERATURE TRANSMITTER

Sensor Type	Solid state, integrated circuit
Accuracy	±0.2 °C (±0.4 °F) typical
Resolution	0.1 °C (0.1 °F)
Range	0 to 50 °C (32 to 122 °F)

DISPLAY MODELS

Touchscreen	61 mm (2.4 in), color, backlit, capacitive, 240x300 px Setpoint: Temperature, humidity or fan speed selectable Timeout override: Display timeout Lockout override: Touchscreen/button lockout
LCD	52mm (2.05 in), segmented with 3 buttons Setpoint: Temperature, humidity or fan speed selectable Timeout override: Display timeout Lockout override: Touchscreen/button lockout

SETPOINTS

Temperature Setpoint	Scale: 10 to 35 °C (50 to 95 °F) / 0 to 50 °C (32 to 122 °F)
Humidity Setpoint	Scale: 0 to 100% RH
Fan Speed Setpoint	Off, Low, Medium, High, Auto

Configurable baud rates

Configurable to multiple baud rates...transfer data at the right speed for the system

Easy to install

Large wiring terminals on baseplate and snap-on covers with security screw simplify installation and service

Visual CO₂ indication

Stoplight feature for visual indication at user-configurable CO₂ threshold levels (touchscreen models only)

SPECIFICATIONS (CONT.)

OVERRIDE

Override Button Display models feature momentary override button

WIRING TERMINALS

Terminal Blocks Screw terminals, 18-24 AWG

Screw Terminal Torque 0.2 N-m (2.0 in-lbF) max.

WARRANTY

Limited Warranty 5 years

COMPLIANCE INFORMATION

Agency Approvals UL 916
European Conformance CE:
EN 60730-1, EN 60730-2-9, EN 60730-2-13, EN 61000-6-2,
EN 61000-6-3, EN 61000 Series - Industrial Immunity,
EN 61326-1
FCC Part 15 Class B, REACH, RoHS, RCM (Australia), ICES-003
(Canada), UKCA (UK)



* Air Quality Index for VOC aligns with TVOC levels for IAQ as specified by the WHO (World Health Organization)

** Humidity sensor overall accuracy should include: accuracy, temperature coefficient and stability. Humidity accuracy is shown as an absolute value, so if testing accuracy with a hand-held device, you must check for deviation in its readings instead of calculating the percentual deviation. Additionally, you must consider the overall accuracy of the hand-held device in the comparison.

USER INTERFACE TYPES



Touchscreen

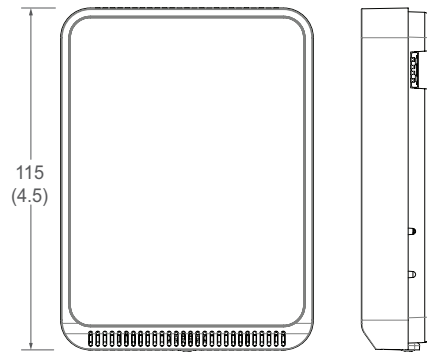


LCD with Buttons

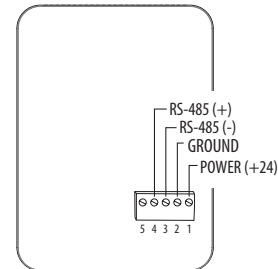


Blank





DIMENSIONAL DRAWING



WIRING DIAGRAM



ORDERING INFORMATION

CW2	User Interface 	Output 	RH Accuracy* 	A	VOC Sensor 	Example: CW2 [T] [P] [2] [A] [V]
	T = Color touchscreen L = 3-button LCD display X = None***	P = BACnet/Modbus	2 = 2% X = None		V = NDIR CO ₂ / VOC = None	

* Replaceable 1% with NIST certificate, 2% with NIST certificate and 2% elements available.

REPLACEABLE RH ELEMENTS

MODEL	DESCRIPTION	TEMP. CALIBRATION	RH CALIBRATION
HS1N	Replaceable RH sensor, 1% with NIST certificate	N/A	2-point calibration
HS2N	Replaceable RH sensor, 2% with NIST certificate	N/A	2-point calibration
HS2X	Replaceable RH sensor, 2%	N/A	2-point calibration



Replaceable RH Element