

# CPS® EZSMOKE®

## Industrial Leak Detection System

*Diagnostic Smoke® with UltraTraceUV® Dye Solution*




Model No. CE-9i



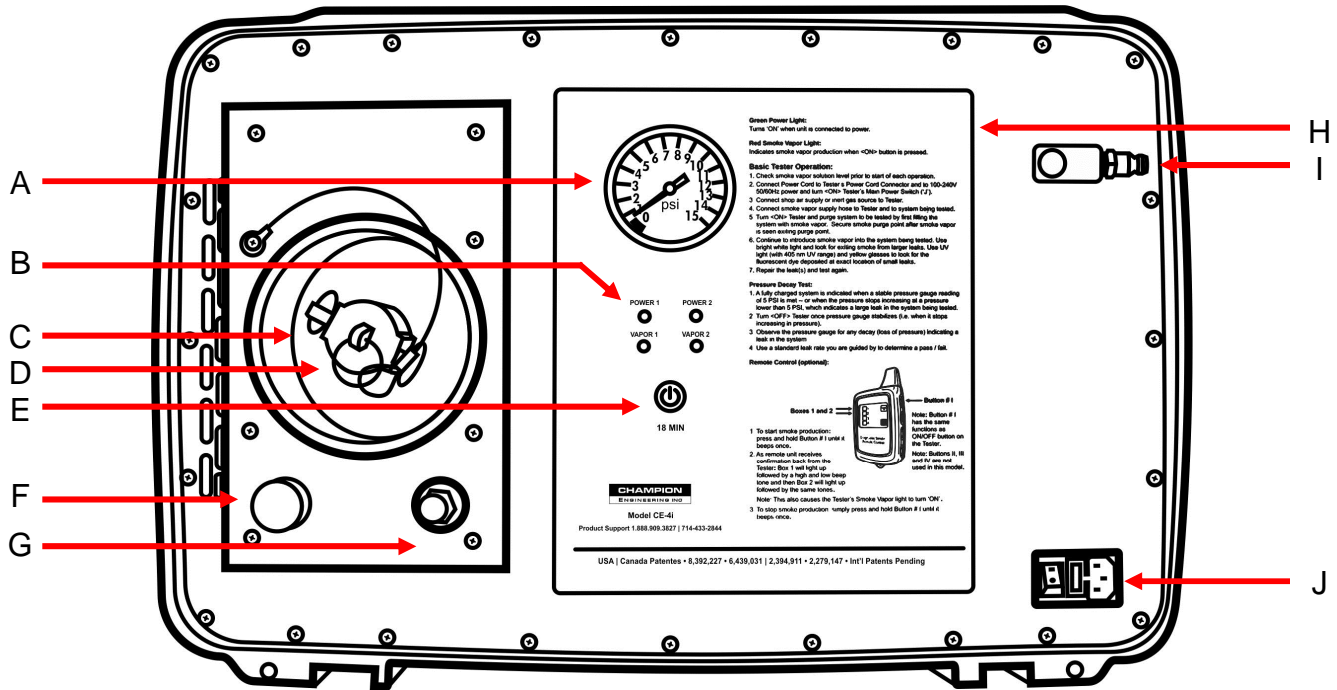
**For Operator Instructions please see tester's upper and lower inside panels**




Part No.	Description	Image	MSRP
CE-9i	Industrial Leak Detection System. (Available in Yellow or Black)		\$3495.
<b>Accessories Included with EZSMOKE® CE-9i</b>			
CE0716UV	UltraTraceUV® (16 oz.) Smoke Producing Solution. Part No. is for one bottle. <i>(Two 16 oz. bottles fill the CE-9i. The CE-9i arrives with 4 bottles)</i>		\$69.95. (ea.)
CEA-60	Remote Control.		\$98.53
CEA-35	Combination white/UV LED light, 2 'D' batteries and yellow glasses.		\$59.95
CEA-63	25 ft. smoke supply extension hose. Connect as many hoses to each other as needed.		\$170.72
CEA-64	¾" NPT Plastic Ball Valve, cam and groove connector and belt clip (connects to end of smoke supply hose CEA-63).		\$77.33
CEA-99	Accessories bag for supply hose.		\$9.50

Accessories Included with EZSMOKE® CE-9i, <i>continued</i>			
CEA-65	<p>Adapter cone – standard size.            (For introducing Diagnostic Smoke® into any system 1” to 3½” diameter)</p> <p>Note: Threads onto adapter CEA-64</p>		\$59.95
CEA-66	<p>Adapter cone – large size.            (For introducing Diagnostic Smoke® into any system 3½” to 6” diameter )</p> <p>Note: Threads onto adapter CEA-64</p>		\$89.00
Part No.	Optional Accessories (not included)	Image	MSRP
CEA-36	<p>Powerful Focused-Beam UV Light, includes yellow glasses, 12-VDC (Cig lighter adapter) and 120-VAC charger.</p>		\$119.

# EZSMOKE®



- A. **Pressure Gauge:** reads system pressure and decay. Tester is preset to deliver 5 PSI (0.34 bar | 34 kPa).
- B. **Green Power Light:** turns 'ON' when unit is connected to 100V to 240V AC power.  
**Red Smoke Vapor Light:** turns 'ON', indicating smoke vapor production, when <ON> button ('E') is pressed. It's on 18 minute timer.
- C. **Smoke Vapor Outlet Cap (with anchor strap):** always secure to outlet when transporting the Tester.
- D. **Smoke Vapor Outlet:** connect smoke supply hose. Additional hose lengths can be added.
- E. **<ON> / <OFF> Button:** pressing the button once delivers 18-minutes of smoke vapor. Pressing button prior to 18-minutes turns Tester OFF.
- F. **Dip Stick:** use dip stick to monitor the smoke solution level and use the dipstick tube to introduce the smoke solution.
  - > Monitor solution level regularly and maintain at or near 'Full' mark.
  - > Only use UltraTraceUV® solution Part No. CE0716UV (Max. fill 32 oz).
- G. **Pressure Relief Valve:** relieves smoke vapor pressure in the event of an over-pressure failure.
- H. **Quick Reference Instructions**
- I. **Air Fitting:** Note: filter element is located inside housing.
- J. **Main Power Switch, Power Cord Connector and Fuse Receptacle**
  - > Requires two common fuses (supplied) Part No. 250V-GMA-10A.



## EZSMOKE® CE-9i -- Technical Specifications

Height	26"	Inlet pressure required	50 to 175 PSI (3.4 to 12 bar)
Depth	10.5"	Supply pressure output	5 PSI (0.34 bar   34 kPa)
Width	16.5"	Supply volume	100 liters per minute
Weight	31 lb. (14. kg)	Smoke supply line	25 feet (7.6 m)
Ship Weight	55 lb. (25 kg)	Power supply line	10 feet (3 m)
Power supply	100-240V 50/60Hz	Operating temp. range	45°F to 140°F (7.2°C to 60°C)
Consumption	10 amps.	Fuse	10A (two required)
Max. Fluid Vol.	32 oz. (0.9 Liter)		



### TO PREVENT PERSONAL INJURY AND DAMAGE TO TESTER OR SYSTEM BEING TESTED

- Use approved UltraTraceUV® Smoke Vapor Solution Part No. CE0716UV.
- Altering the solution, hoses, cables or any other replacement part will void the warranty; may cause Tester malfunction; may cause damage to system being tested, property, or may cause personal injury.
- Secure Smoke Vapor Outlet Cap prior to moving the Tester.
- Do not operate Tester with dipstick removed.
- Wear eye protection that meets OSHA standards.
- Wear yellow glasses when using ultraviolet light source and don't point at eyes.
- Air pressure source to Tester must be between 50-175 PSI (3.4 to 12 bar).