

Acuvim-L Series Multifunction Power Meter



- Metering of Distribution Feeders, Transformers, Generators, Capacitor Banks and Motors
- Medium and Low Voltage Systems
- Commercial, Industrial, Utility
- Power Quality Analysis

DESCRIPTION

The Acuvim-L series are multifunction power meters manufactured by Accuenergy. It is the ideal choice for monitoring and controlling of power distribution system. Some of the features and electric power parameters available on the Acuvim-L are:

- True-RMS Measuring Parameter
- 4-quadrant Energy
- Power Quality Analysis
- Over/Under Limit Alarm
- Energy Pulse Output
- TOU, 4 Tariffs, 12 Seasons, 14 Schedules

Acuvim-L may be used as a data gathering device for an intelligent Power Distribution System or a Plant Automation System. All monitoring data is available via digital RS485 communication port running Modbus® Protocol.

The quality of the power system is important with increasing use of electronic loads such as computers, ballasts or variable frequency drives. With the Acuvim-L power analysis option, any phase current or voltage can be displayed and the harmonic content calculated. By knowing the harmonic distribution, action can be taken to prevent overheated transformers, motors, capacitors, neutral wires and nuisance breaker trips. Redistribution of the system loading can also be determined.

APPLICATIONS

- Metering of distribution feeders, transformers, generators, capacitor banks and motors
- Medium and low voltage systems
- Commercial, industrial, utility
- Power quality analysis

FEATURES

Metering

- Voltage V1, V2, V3, V12, V23, V31
- Current I1, I2, I3, In
- Power P1, P2, P3, Psum
- Reactive Power Q1, Q2, Q3, Qsum
- Apparent Power S1, S2, S3, Ssum
- Frequency F

- Power Factor PF1, PF2, PF3, PF
- Energy Ep_imp, Ep_exp
- Reactive Energy Eq_imp, Eq_exp
- Apparent Energy Es
- Demand Dmd_I1, Dmd_I2, Dmd_I3, Dmd_P, Dmd_Q, Dmd_S

Monitoring

- Power Quality
- Voltage Harmonics 2nd ~31st and THD
- Current Harmonics 2nd ~31st and THD
- Voltage Unbalance Factor U_unbl
- Current Unbalance Factor I_unbl
- Max/Min Statistics
- Meter Running Time and Load Running Time

Alarm

Two (2) parameters may be set within a specified time interval. If indicated parameter is over or under its setting limit and persists over the specified time interval, the event will be recorded with time stamps and trigger the alarm DO output. The indicated parameter can be selected from any of the 35 parameters available.

I/O option module

The Acuvim-DL/EL model can extend the I/O module. Digital input, pulse counter, pulse output and SOE can provided by extension I/O module.

Pulse Output option

Two digital outputs can be configured as pulse output for kWh and kvarh. The pulse rate and width can be set.

Communication

RS485, industry standard Modbus® RTU protocol; Options are the second RS485 module, PROFIBUS-DP/VO module.

Display

Clear and large character LCD Screen display with white back light; Wide environmental temperature endurance.

Outline

Small size 96x96x51mm (92x92 cutout) DIN or 4" ANSI round
Extension I/O: 90x55.6x19.5mm

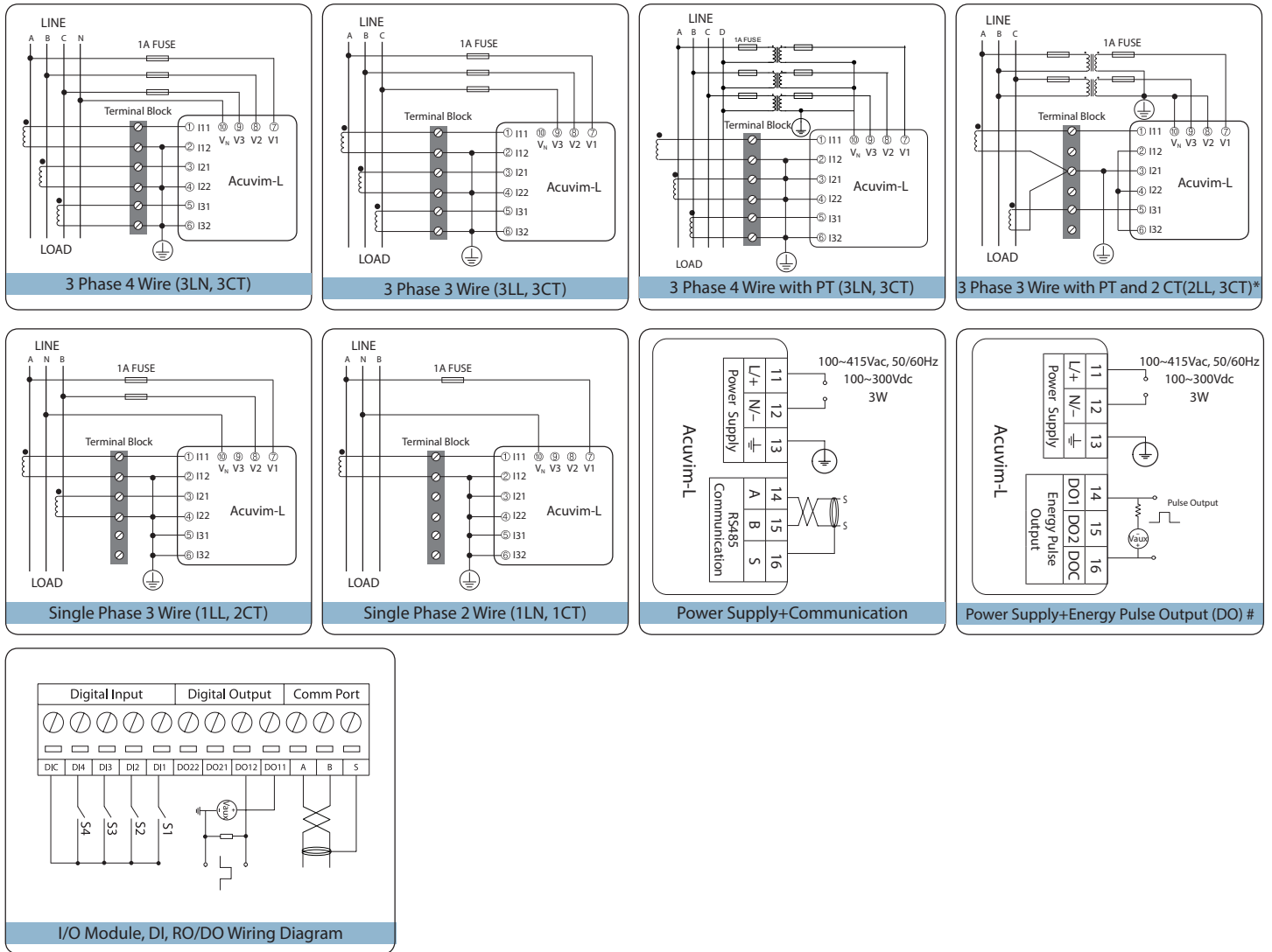
Acuvim-L Meter

● Function ○ Option Blank NA



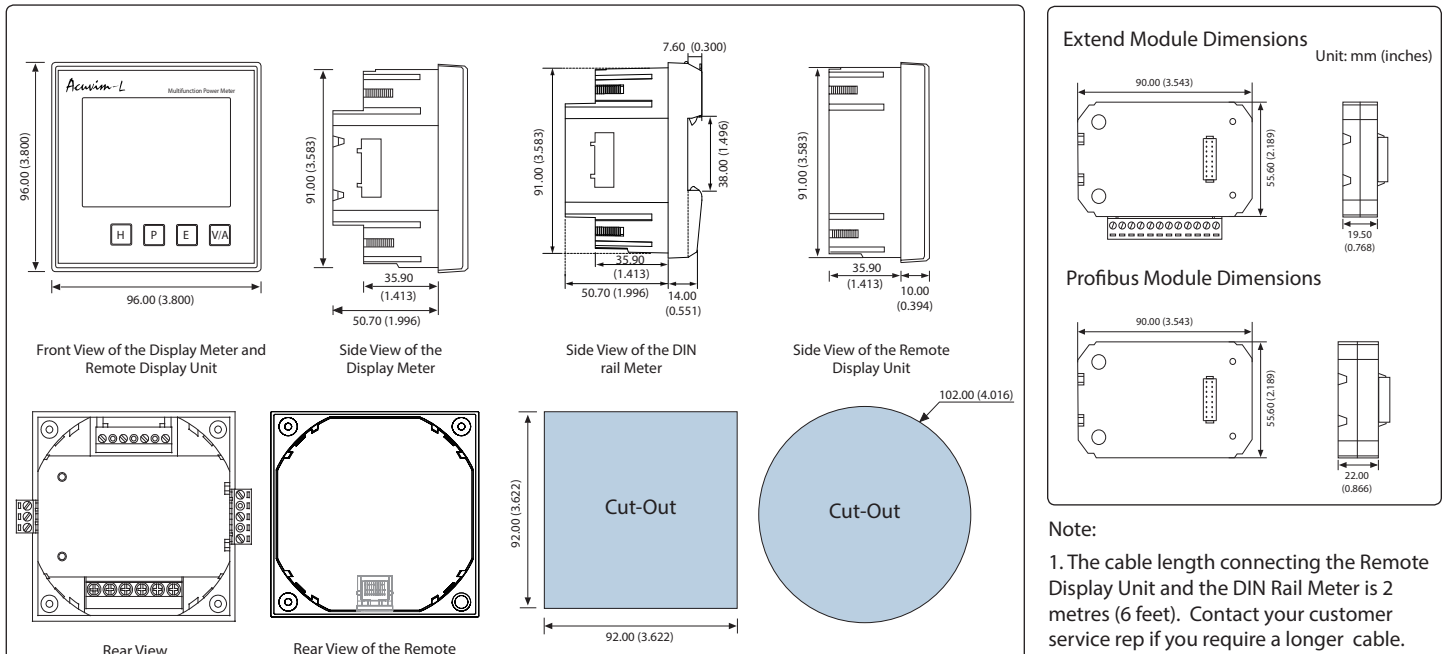
Function	Parameter	Acuvim-AL	Acuvim-BL	Acuvim-CL	Acuvim-DL	Acuvim-EL	Acuvim-KL
REAL TIME METERING	Phase Voltage	U1, U2, U3	●	●	●	●	●
	Line Voltage	U12, U23, U31	●	●	●	●	●
	Current	I1, I2, I3, In (Acuvim-KL no neutral current measurement)	●	●	●	●	●
	Power	P1, P2, P3, Psum	●	●	●	●	●
	Reactive Power	Q1, Q2, Q3, Qsum	●	●	●	●	●
	Apparent Power	S1, S2, S3, Ssum	●	●	●	●	●
	Power Factor	PF1, PF2, PF3, PF	●	●	●	●	●
	Load Nature	L/C/R	●	●	●	●	●
ENERGY & DEMAND	Frequency	F Hz	●	●	●	●	●
	Energy	Ep_imp, Ep_exp	●	●	●	●	●
	Reactive Energy	Eq_imp, Eq_exp	●	●	●	●	●
	Apparent Energy	Es	●	●	●	●	●
	Current Demand	Dmd_I1, Dmd_I2, Dmd_I3	●	●	●	●	●
TIME OF USE	Power Demand	Dmd_Psum, Dmd_Qsum, Dmd_Ssum	●	●	●	●	●
	Energy	TOU, 4 Tariffs, 12 Seasons, 14 Schedules				●	
POWER QUALITY	Voltage Unbalance	U_unbl	●	●	●	●	●
	Current Unbalance	I_unbl	●	●	●	●	●
	Voltage THD	THD_V1, THD_V2, THD_V3	●	●	●	●	●
	Current THD	THD_I1, THD_I2, THD_I3	●	●	●	●	●
STATISTICS	Individual Harmonics	2 nd to 31 st	●	●	●	●	●
	Max Current Demand	Dmd_I1_max, Dmd_I2_max, Dmd_I3_max	●	●	●	●	●
	Max Power Demand	Dmd_Psum_max, Dmd_Qsum_max, Dmd_Ssum_max	●	●	●	●	●
	Max & Min of Voltage		●	●	●	●	●
HOUR	Max & Min of Current		●	●	●	●	●
	Running Time	Hour	●	●	●	●	●
I/O	Load Running Time	Hour			●	●	●
	Energy Pulse Output	2 DO, configured as pulse output for kWh and kvarh, the pulse rate and width can be set		●			
COMMUNICATION	Alarm Output		●				
	RS-485	Modbus®-RTU Protocol, 1200~38400 baud rate			●	●	●
	Second RS-485	Modbus®-RTU Protocol, 1200~38400 baud rate				○	○
	Profibus	PROFIBUS-DP/VO Protocol			○	○	

Typical Wiring



Note: 1. "*" 2CT configuration is optional only in 3 Phase 3 Wire system; 2. "#" Wiring diagram is only applicable to Acuvim BL.

DIMENSIONS



Note:
1. The cable length connecting the Remote Display Unit and the DIN Rail Meter is 2 metres (6 feet). Contact your customer service rep if you require a longer cable.

SPECIFICATIONS

METERING			
Parameters	Accuracy	Resolution	Range
Voltage	0.5%	0.1V	20V~1000kV
Current	0.5%	0.001A	0~50000A
Current Demand	0.5%	0.001A	0~50000A
Power	0.5%	1W	-9999MW~9999MW
Reactive Power	0.5%	1var	-9999Mvar~9999Mvar
Apparent Power	0.5%	1VA	0~9999MVA
Power Demand	0.5%	1W	-9999MW~9999MW
Reactive Power Demand	0.5%	1var	-9999Mvar~9999Mvar
Apparent Power Demand	0.5%	1VA	0~9999MVA
Power Factor	0.5%	0.001	-1.0~1.0
Frequency	0.2%	0.01Hz	45.00~65.00Hz
Energy	0.5%	0.1kWh	0~99999999.9kWh
Reactive Energy	0.5%	0.1kvarh	0~99999999.9kvarh
Apparent Energy	0.5%	0.1VAh	0~99999999.9kVAh
Harmonics	1.0%	0.01%	
Meter Running Time		0.1hrs	0~99999999.9hrs
Load Running Time		0.1hrs	0~99999999.9hrs

COMMUNICATION	
RS-485 (Optional)	
Modbus®-RTU Protocol	
2-wire connection, Half-duplex, Isolated	
1200 to 38400 baud rate	
Second RS485 (Acuvim-DL and Acuvim-EL can optional)	
PROFI-BUS (Optional)	
PROFIBUS-DP/V0 Protocol	
Work as PROFIBUS slave, baud rate adaptive, up to 12M	
Typical input bytes: 32, typical output bytes: 32	
PROFIBUS standard according to EN 50170 vol.2	

INPUT	
Current Inputs (Each Channel)	
Nominal Current	5A/1A
Metering Range	0~10 A ac/0~2A ac
Withstand	20Arms continuous 100Arms for 1 second, non-recurring
Burden	0.05VA (typical) @ 5Arms
Pickup Current	0.1% of nominal
Accuracy	0.5%
Voltage Inputs (Each Channel)	
Nominal Full Scale	400Vac L-N, 690Vac L-L (+20%)
Withstand	1500Vac continuous 2500Vac, 50/60Hz for 1minute
Input Impedance	2Mohm per phase
Metering Frequency	45Hz~65Hz
Pickup Voltage	10Vac
Accuracy	0.5%
Energy Accuracy	
Active (according to IEC 62053-22)	Class 0.5s
(according to ANSI C12.20)	Class 0.5s
Reactive (according to IEC 62053-23)	Class 2
Harmonic Resolution	
Metered Value	2 nd ~31 st harmonics

Digital Input OPTION	
Digital Input (DI)	
Input Type	Dry Contact
Input Resistance	4kΩ
Pulse Frequency (Max)	100Hz, 50% Duty Ratio
SOE Resolution	2ms

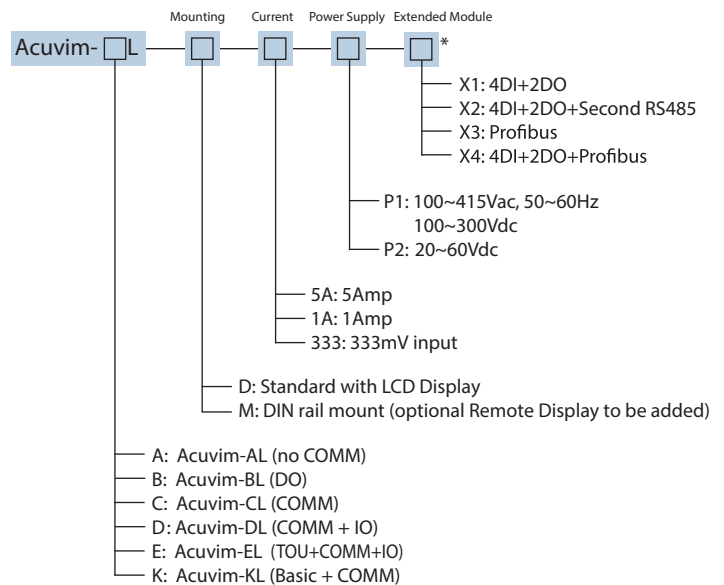
Digital Output OPTION	
Digital Output (DO)	
Voltage Range	0~250Vac/dc
Load Current	100mA (Max)
Output Frequency (Max)	25Hz, 50% Duty Ratio

OPERATING ENVIRONMENT	
Operation Temperature	-25°C to 70°C
Storage Temperature	-40°C to 85°C
Relative Humidity	5% to 95% non-condensing
Pollution Degree	2

CONTROL POWER	
Universal	AC or DC
AC/DC Control Power	
Operating Range	100~415Vac, 50/60Hz, 100~300Vdc
Burden	3W
Withstand	3250Vac, 50/60Hz for 1 minute
Low Voltage DC Control Power (Optional)	
Operating Range	20~60Vdc
Burden	3W

STANDARD COMPLIANCE	
Measurement Standard	IEC 62053-22 Class 0.2S, 62053-23 Class 2
Environmental Standard	IEC 60068-2
Safety Standard	IEC 61010-1, UL 61010-1, IEC 61557-12
EMC Standard	IEC 61000-4/-2-3-4-5-6-8-11, CISPR 22, IEC 61000-3-2, IEC 61000-6-2/4
Outlines Standard	DIN 43700/ANSI C39.1

ORDERING INFORMATION



Acuvim-L Series Meter Ordering Example: Acuvim-EL - D - 5A - P1 - X2

* Note:

- Extended Modules only supported by the Acuvim-DL and Acuvim-EL models.
- Profibus module must be installed on the back of the meter FLRST before the other module is attached.

Remote Display Option

REM - [] — DS1: Compatible with Acuvim-L Series "M" (DIN Mount) models only

Remote Display Option Ordering Example: REM - DS1

