

CORIO CP-1000F Refrigerated – Heating Circulator

Refrigerated Circulators from the CORIO CP range are suitable for applications with a temperature range up to +200°C. The enhanced pump performance ensures they are suitable for easy temperature control tasks in combination with external applications.

Your advantages

- Models for internal and external applications
- Bright, white, easy to read display
- Very quiet
- Easy pump change-over between internal and external circulation
- External pump connections
- Powerful and infinitely adjustable pressure pump
- USB connection
- RS232 interface for online communication
- Space-saving cooling coil design yields more usable space in the bath tank
- Bath lid and drain tap included
- Removable ventilation grid
- Refrigeration unit without side vents
- Class III (FL) according to DIN 12876-1



Technical data

Available voltage versions		Bath	
Order No.	9 013 707	Bath tank	Stainless steel
Available voltage versions:		Bath cover	integrated
9 013 707.02		Usable bath opening cm (W x L / D)	18 x 13 / 15
9 013 707.04			
9 013 707.05			
9 013 707.33			
9 013 707.33.chn			
Cooling		Other	
Cooling of compressor	1-stage Air	Classification	Classification III (FL)
		Pump function	Pressure Pump
		Pump type	Immersion Pump
Electronics		Dimensions and volumes	
Temperature control	PID1	Weight kg	51.5
Absolute temperature calibration	1 Point Calibration	Barbed fittings inner diameter	8/12 mm
Temperature display	LED	Dimensions cm (W x L x H)	42 x 49 x 70
Temperature setting	Keypad	Filling volume l	5 ... 7.5
Electronic Timer hr:min	0 ... 999	Pump connections	M16x1 male
Temperature values			
Working temperature range °C	-50 ... 200		
Temperature stability °C	±0.03		
Ambient temperature °C	5 ... 40		
Temperature display resolution °C	0.01 ... 0.1		

Performance values

115V/60Hz

Heating capacity kW 1

Cooling capacity (Ethanol)

°C	20	10	0	-10	-20	-30	-40
kW	1	1	0.96	0.73	0.51	0.25	0.11

Viscosity max. cST 50

Refrigerant R449A

Filling volume g 190

Global Warming Potential for R449A 1397

Carbon dioxide equivalent t 0.265

Pump capacity flow rate l/min 8 ... 27

Pump capacity flow pressure bar 0.1 ... 0.7

200V/50Hz

Heating capacity kW 1.5

Cooling capacity (Ethanol)

°C	20	10	0	-10	-20	-30	-40
kW	1	1	0.96	0.73	0.51	0.25	0.11

Viscosity max. cST 50

Refrigerant R449A

Filling volume g 190

Global Warming Potential for R449A 1397

Carbon dioxide equivalent t 0.265

Pump capacity flow rate l/min 8 ... 27

Pump capacity flow pressure bar 0.1 ... 0.7

230V/50Hz

Heating capacity kW 1.8

Cooling capacity (Ethanol)

°C	20	10	0	-10	-20	-30	-40
kW	1	1	0.96	0.73	0.51	0.25	0.11

Viscosity max. cST 50

Refrigerant R449A

Filling volume g 190

Global Warming Potential for R449A 1397

Carbon dioxide equivalent t 0.265

Pump capacity flow rate l/min 8 ... 27

Pump capacity flow pressure bar 0.1 ... 0.7

200V/50Hz

Heating capacity kW 1.5

Cooling capacity (Ethanol)

°C	20	10	0	-10	-20	-30	-40
kW	1	1	0.96	0.73	0.51	0.25	0.11

Viscosity max. cST 50

Refrigerant R449A

200V/60Hz

Heating capacity kW 1.5

Cooling capacity (Ethanol)

°C	20	10	0	-10	-20	-30	-40
kW	1	1	0.96	0.73	0.51	0.25	0.11

Viscosity max. cST 50

Refrigerant R449A

Filling volume g 190

Global Warming Potential for R449A 1397

Carbon dioxide equivalent t 0.265

Pump capacity flow rate l/min 8 ... 27

Pump capacity flow pressure bar 0.1 ... 0.7

230V/60Hz

Heating capacity kW 1.8

Cooling capacity (Ethanol)

°C	20	10	0	-10	-20	-30	-40
kW	1	1	0.96	0.73	0.51	0.25	0.11

Viscosity max. cST 50

Refrigerant R449A

Filling volume g 190

Global Warming Potential for R449A 1397

Carbon dioxide equivalent t 0.265

Pump capacity flow rate l/min 8 ... 27

Pump capacity flow pressure bar 0.1 ... 0.7

200V/60Hz

Heating capacity kW 1.5

Cooling capacity (Ethanol)

°C	20	10	0	-10	-20	-30	-40
kW	1	1	0.96	0.73	0.51	0.25	0.11

Viscosity max. cST 50

Refrigerant R449A

Filling volume g	190
Global Warming Potential for R449A	1397
Carbon dioxide equivalent t	0.265
Pump capacity flow rate l/min	8 ... 27
Pump capacity flow pressure bar	0.1 ... 0.7

230V/50Hz

Heating capacity kW					2		
Cooling capacity (Ethanol)							
°C	20	10	0	-10	-20	-30	-40
kW	1	1	0.96	0.73	0.51	0.25	0.11

Viscosity max. cST	50
Refrigerant	R449A
Filling volume g	190
Global Warming Potential for R449A	1397
Carbon dioxide equivalent t	0.265
Pump capacity flow rate l/min	8 ... 27
Pump capacity flow pressure bar	0.1 ... 0.7

200V/50Hz

Heating capacity kW							1.5
Cooling capacity (Ethanol)							
°C	20	10	0	-10	-20	-30	-40
kW	1	1	0.96	0.73	0.51	0.25	0.11

Viscosity max. cST	50
Refrigerant	R449A
Filling volume g	190
Global Warming Potential for R449A	1397
Carbon dioxide equivalent t	0.265
Pump capacity flow rate l/min	8 ... 27
Pump capacity flow pressure bar	0.1 ... 0.7

230V/50Hz

Heating capacity kW						2	
Cooling capacity (Ethanol)							
°C	20	10	0	-10	-20	-30	-40
kW	1	1	0.96	0.73	0.51	0.25	0.11

Viscosity max. cST	50
Refrigerant	R449A
Filling volume g	190
Global Warming Potential for R449A	1397
Carbon dioxide equivalent t	0.265
Pump capacity flow rate l/min	8 ... 27
Pump capacity flow pressure bar	0.1 ... 0.7

200V/50Hz

Heating capacity kW	1.5
---------------------	-----

Filling volume g	190
Global Warming Potential for R449A	1397
Carbon dioxide equivalent t	0.265
Pump capacity flow rate l/min	8 ... 27
Pump capacity flow pressure bar	0.1 ... 0.7

230V/60Hz

Heating capacity kW					2		
Cooling capacity (Ethanol)							
°C	20	10	0	-10	-20	-30	-40
kW	1	1	0.96	0.73	0.51	0.25	0.11

Viscosity max. cST	50
Refrigerant	R449A
Filling volume g	190
Global Warming Potential for R449A	1397
Carbon dioxide equivalent t	0.265
Pump capacity flow rate l/min	8 ... 27
Pump capacity flow pressure bar	0.1 ... 0.7

200V/60Hz

Heating capacity kW					1.5		
Cooling capacity (Ethanol)							
°C	20	10	0	-10	-20	-30	-40
kW	1	1	0.96	0.73	0.51	0.25	0.11

Viscosity max. cST	50
Refrigerant	R449A
Filling volume g	190
Global Warming Potential for R449A	1397
Carbon dioxide equivalent t	0.265
Pump capacity flow rate l/min	8 ... 27
Pump capacity flow pressure bar	0.1 ... 0.7

230V/60Hz

Heating capacity kW					2		
Cooling capacity (Ethanol)							
°C	20	10	0	-10	-20	-30	-40
kW	1	1	0.96	0.73	0.51	0.25	0.11

Viscosity max. cST	50
Refrigerant	R449A
Filling volume g	190
Global Warming Potential for R449A	1397
Carbon dioxide equivalent t	0.265
Pump capacity flow rate l/min	8 ... 27
Pump capacity flow pressure bar	0.1 ... 0.7

200V/60Hz

Heating capacity kW	1.5
---------------------	-----

Cooling capacity (Ethanol)

°C	20	10	0	-10	-20	-30	-40
kW	1	1	0.96	0.73	0.51	0.25	0.11

Viscosity max. cST

50

Refrigerant

R449A

Filling volume g

190

Global Warming Potential for R449A

1397

Carbon dioxide equivalent t

0.265

Pump capacity flow rate l/min

8 ... 27

Pump capacity flow pressure bar

0.1 ... 0.7

230V/50Hz

Heating capacity kW

2

Cooling capacity (Ethanol)

°C	20	10	0	-10	-20	-30	-40
kW	1	1	0.96	0.73	0.51	0.25	0.11

Viscosity max. cST

50

Refrigerant

R449A

Filling volume g

190

Global Warming Potential for R449A

1397

Carbon dioxide equivalent t

0.265

Pump capacity flow rate l/min

8 ... 27

Pump capacity flow pressure bar

0.1 ... 0.7

Cooling capacity (Ethanol)

°C	20	10	0	-10	-20	-30	-40
kW	1	1	0.96	0.73	0.51	0.25	0.11

Viscosity max. cST

50

Refrigerant

R449A

Filling volume g

190

Global Warming Potential for R449A

1397

Carbon dioxide equivalent t

0.265

Pump capacity flow rate l/min

8 ... 27

Pump capacity flow pressure bar

0.1 ... 0.7

230V/60Hz

Heating capacity kW

2

Cooling capacity (Ethanol)

°C	20	10	0	-10	-20	-30	-40
kW	1	1	0.96	0.73	0.51	0.25	0.11

Viscosity max. cST

50

Refrigerant

R449A

Filling volume g

190

Global Warming Potential for R449A

1397

Carbon dioxide equivalent t

0.265

Pump capacity flow rate l/min

8 ... 27


Pump capacity flow pressure bar

0.1 ... 0.7

All Benefits

**ATC.**

Absolute Temperature Calibration, 1-point calibration (CD).

**Condensation protection.**

Superb design solution. Integrated ventilation directs air over the bath lid and minimizes condensation.

**Handle with ease.**


Makes day-to-day work easy. Comfortably move your JULABO Circulator around by using the ergonomic handles (front and rear).

**Internal. External.**


The pump is controlled via a lever located directly below the display. Easily change between internal and external circulation.

**Mobile.**

Extra easy handling. Integrated castors for easy repositioning of refrigerated circulators.

**Safety.**

CORIO CD and CP comply with Class III (FL) according to DIN 12876-1 and switches off automatically in case of high temperature or low liquid level alarm.

**Solid.**

Minimized energy loss through high-quality insulation.

**Space saving. Free up space.**

Place your JULABO Circulator right next to an application, another unit, or wall. That saves space. This is made possible by eliminating vents and connections on the sides.



Stable.

Rubber feet allow for a secured footing of your CORIO to prevent damage to your laboratory equipment.



Tidy.

The special drain tap for easy draining of bath fluids without tools.



Touching permitted.

Optimum safety. The ergonomic plastic handle protects your fingers from hot surfaces.



100% Checked.

100% testing. 100% quality. Each JULABO Circulator undergoes thorough quality testing before leaving the factory.



Green technology.

Development consistently applied environmentally friendly materials and technologies.



JULABO. Quality.

Highest standards of quality for a long product life.



Quick start.

Individual JULABO consultation and comprehensive manuals at your disposal.



Satisfied customers.

11 subsidiaries and more than 100 partners worldwide guarantee fast and qualified JULABO support.



Services 24/7.

Around the clock availability. You can find suitable accessories, data sheets, manuals, case studies, and more at www.julabo.com.



Timer. Integrated.

CORIO circulators include an integrated timer function. When the set time has elapsed, a signal sounds and the device switches off. Setting range: 0 ... 999 minutes.



Connection. Easy.

Inclined pump connections (M16×1) facilitate the connection of applications. Each unit includes 2 barbed fittings of 8/12 mm diameter each.



Brilliant.

Very bright display makes it easy to read even from a distance.



Everything at the front.

All operating controls and safety functions are accessed easily and comfortably from the front.



Exact.

You can rely on it. PID1 control and 'Active Cooling Control' make the new CORIO precise and perfect.



Locked in.

The lockable power plug guarantees safe connection. More process safety.



Switch on. And off you go.

Intelligent operating concept. Ready for operation with just a few quick and easy steps.



Powerful. Adjustable.

Strong pressure pump, continuously adjustable.



Early warning system for low liquid level.

Maximum safety for your application. Optical and audible alarm allows user to refill bath fluid in time.



Connectivity.

Remote control made easy. CORIO CP circulators feature a USB connection and RS232 interface.