

CORIO CD-1000FW Refrigerated / heating circulator

Refrigerated / heating circulators of the CORIO series distinguish themselves with a great price-to-performance ratio. They are ideal for all standard tasks and routine work in laboratories and industry.

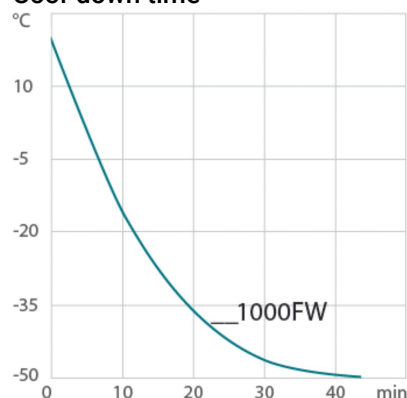
The CORIO CD-1000FW is a water-cooled model.

Product features

- Models for internal and external applications
- Bright, white, easy to read display
- Very quiet
- USB connection
- Integrated pump connection M16×1
- easy switching between internal and external circulation
- Bath lid and drain tap included
- removable ventilation grid
- Refrigeration unit without side vents
- Class III (FL) according to DIN 12876-1
- Space-saving cooling coil design yields more usable space in the bath tank

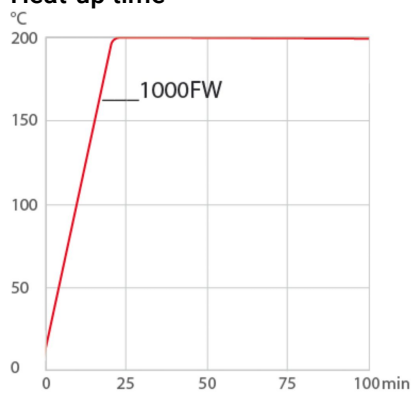


Cool-down time



Medium: Ethanol

Heat-up time



Medium: Thermal

Performance values

115V/60Hz (Nema N5-20 Plug)

Heating capacity kW	1
Viscosity max. cSt	50
Pump capacity flow rate l/min	16
Pump capacity flow pressure bar	0.33
Power consumption A	16

Order No. 9012727.02

Cooling capacity (Ethanol)

°C	20	10	0	-10	-20	-30	-40
kW	1	1	0.98	0.75	0.53	0.27	0.13

* Performance specifications measured in accordance with DIN 12876. Cooling capacities up to 20 °C measured with ethanol; over 20 °C with thermal oil unless otherwise specified. Performance specifications apply at an ambient temperature of 20 °C. Performance values may differ with other bath fluids.

Refrigerant stage 1

Refrigerant R449A

Filling weight g 190

Global Warming Potential 1397
for R449ACarbon dioxide equivalent 0.265
t

Technical data

Available voltage versions

Order No. 9 012 727

Available voltage versions:

9012727.13 230V/60Hz (Nema N6-20 Plug) (R449A)

9012727.03.chn 230V/50Hz (CN Plug) (R449A)

9012727.04 230V/50Hz (UK Plug Type BS1363A)
(R449A)9012727.05 230V/50Hz (CH Plug Type SEV 1011)
(R449A)

9012727.02 115V/60Hz (Nema N5-20 Plug) (R449A)

9012727.03 230V/50Hz (Schuko Plug - CEE 7/4 Plug
Type F) (R449A)9012727.12 200V/50-60Hz (Nema N6-20 Plug)
(R449A)

Bath

Bath tank Stainless steel

Bath cover integrated

Usable bath opening cm (W x L / D) 18 x 13 / 15

Cooling

Cooling of compressor 1-stage Water

Cooling water temperature max. °C 30

Cooling water pressure max. bar 6

Cooling water difference pressure bar 0.3

Cooling water consumption l/min 1.1

Other

Classification Classification III (FL)

IP Code IP 21

Pump function Pressure Pump

Pump type Immersion Pump

Electronics

Interfaces USB

Temperature control PID1

Absolute temperature calibration 1 Point Calibration

Temperature display LED

Temperature setting Keypad

Dimensions and volumes

Weight kg 51.5

Barbed fittings inner diameter 8/12 mm

Dimensions cm (W x L x H) 42 x 49 x 74

Filling volume l 5 ... 7.5

Pump connections M16x1 male

Temperature values

Included in delivery

Setting the resolution of the temperature display °C	0.1
Working temperature range °C	-40 ... +150
Temperature stability °C	±0.03
Ambient temperature °C	+5 ... +40
Temperature display resolution °C	0.01 ... 0.1

2 Barbed fittings for tubing 8 and 12 mm ID. (Pump connections M16x1 male)

All Benefits



100% Checked.
100% testing. 100% quality. Each JULABO Circulator undergoes thorough quality testing before leaving the factory.



ATC.
Absolute Temperature Calibration, 1-point calibration (CD).




Safety.
CORIO CD and CP comply with Class III (FL) according to DIN 12876-1 and switches off automatically in case of high temperature or low liquid level alarm.



Satisfied customers.
11 subsidiaries and more than 100 partners worldwide guarantee fast and qualified JULABO support.



Services 24/7.
Around the clock availability. You can find suitable accessories, data sheets, manuals, case studies, and more at www.julabo.com.



Quick start.
Individual JULABO consultation and comprehensive manuals at your disposal.



Quick support
If an error occurs, the integrated Black-Box function permits fast diagnosis by the JULABO service team



Timer. Integrated.
CORIO circulators include an integrated timer function. When the set time has elapsed, a signal sounds and the device switches off. Setting range: 0 ... 999 minutes.



Brilliant.
Very bright display makes it easy to read even from a distance.



Connection. Easy.
Inclined pump connections (M16x1) facilitate the connection of applications. Each unit includes 2 barbed fittings of 8/12 mm diameter each.



Everything at the front.
All operating controls and safety functions are accessed easily and comfortably from the front.



Exact.
You can rely on it. PID1 control and 'Active Cooling Control' make the new CORIO precise and perfect.



Locked in.
The lockable power plug guarantees safe connection. More process safety.



Switch on. And off you go.
Intelligent operating concept. Ready for operation with just a few quick and easy steps.



Early warning system for low liquid level
Maximum safety for applications, optical and audible alarm, allows user to refill bath fluid before the unit shuts down



Connectivity.
Remote control made easy. CORIO CD circulators feature a USB connection.