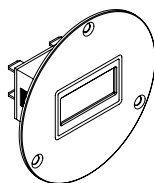
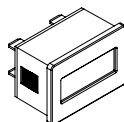


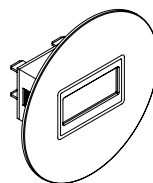
34xx-0xxx, 3400-GATE
Two Hole Mount



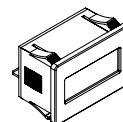
34xx-1xxx
Three Hole Mount



34xx-2xxx
Rectangular Flush Mount



34xx-3xxx
Round Flush Mount



34xx-5xxx
Rectangular Snap-in Mount

Common Specification

Display	LCD 0.28" [7mm] high figures black on light background			
Input Options	MODEL	RANGE	INPUT LOW	INPUT HIGH
	34x0	10-300VDC 20-300VAC	<3VDC <3VAC	>10VDC >20VAC
	34x1	Dry Contact	n/a	n/a
	34x3	4.5-30VDC	<2VDC	>=4.5VDC
	34xx-GATE	4-30VDC	<1VDC	>=4VDC
Power	Self-powered battery life 10+ years			
Terminations	Standard 0.250" [6.4mm] spades			
Approvals	UL & cUL recognized (file # ELIY2.E36690), CE, SAE, NEMA 4/4X/IP66 compliant			
Environmental	Operating Temp.: -10°C to +60°C [14°F to +140°F] Storage Temp.: -20°C to +70°C [-4°F to +158°F] Humidity: 95% RH per SAE J1378 Shock: 44 to 55g's per SAE J1378 Dielectric: 1000VAC 50/60 Hz for 1 minute (34x0 only) Compliance: Compliant to the European WEEE and RoHS Directives Protection Against: Alternator load dump 150V EMI (Electromagnetic Interface) +400V @ 500Hz inductive switching and reverse polarity (34x0 only)			
EMC Compliance	EN61326			
Enclosure	NEMA 4/4X, 12 & IP66 compliant from the front when properly mounted using the optional gasket. (Not applicable in the Snap-In Model)			
Weight	1 oz. [28g]			
Reset Options	34xx-xx0x - Non Reset 34xx-xx1x - Remote Reset / Dry Contact (switch) 34xx-GATE - Non Reset / Optional Remote Reset			

3400 (Totalizer) Specification

Display	8 digits (99999999)
Max pulse rate	40 pulses per second (Hz)

3410 (Hour Meter) Specification

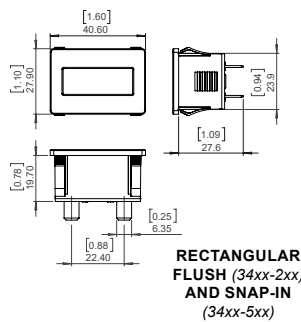
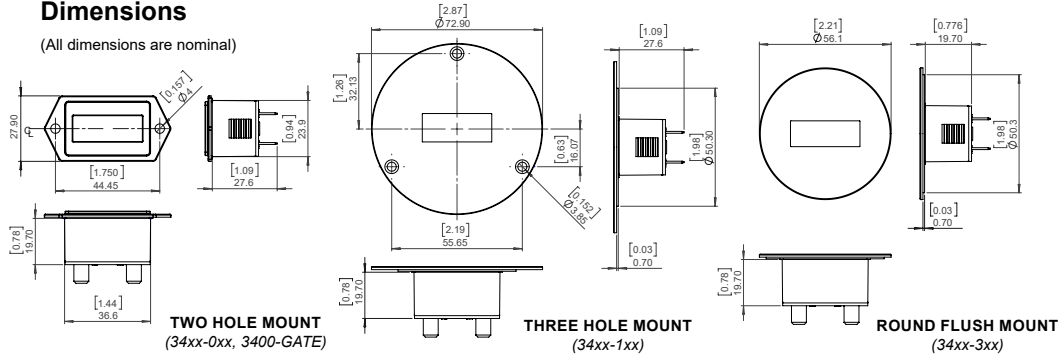
Display	9999999.9 (hours & 1/10's)
Run Indicator	Blinking decimal point
Accuracy	± 0.1% @ room temperature ± 0.2% over the specified temperature range

3400-GATE (Delayed Totalizer) Specification

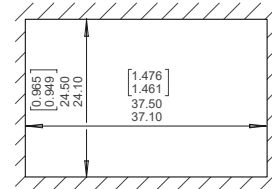
Display	8 digits (99999999)
Input Time	>5 seconds to register count

Dimensions

(All dimensions are nominal)



Panel Cut-out



Max panel thickness, snap-in housing: .125" [3.18]
Max panel thickness, without gasket: .375" [9.5]
Min panel thickness, with or without gasket: .04" [1.0]

Mounting Clip



Clip included with flush mounting models. Through hole mounting models supplied with #4 machine screws, nuts and washers.

Gaskets (Optional)



Gasket 5003-009
Max panel thickness: .275" [7.9]
Gasket thickness: .118" [3.00]



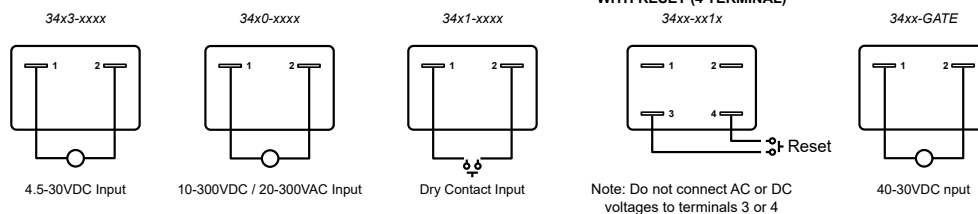
Gasket 5003-010
Max panel thickness: .275" [7.9]
Gasket thickness: .118" [3.00]



Gasket 5003-017
Max panel thickness: .313" [6.5]
Gasket thickness: .062" [1.57]

Wiring Diagrams

Inputs do not have a polarity and can be wired either way round.



CAUTION: RISK OF ELECTRIC SHOCK. INSTALLATION MUST BE CARRIED OUT BY SUITABLY QUALIFIED AND COMPETENT PERSONEL ONLY. HAZARDOUS VOLTAGES MAY BE PRESENT ON THE CONNECTION. THIS PRODUCT CONTAINS AN INTERNAL LITHIUM BATTERY. DISPOSE OF IN ACCORDANCE WITH LOCAL REQUIREMENTS

