

22 Series

Mechanical Rotary Counter



The Model 22 series of compact mechanical rotary counters is specifically designed for length measurement equipment. These counters are available in four-digit and five-digit models and can measure in ratios of 1:10, feet and inches, or meters and decimeters. Designed to deliver reliable and accurate measurements in industrial applications, their compact design makes them suitable for integration into various instruments requiring precise length tracking and measurement.

Key Features

- Compact size
- 4 and 5 figures
- Reliable, long life
- Range includes solid drive shaft and rotary pin drive models
- Designed to be used with standard 1 foot circumference wheels for length measurement applications

Applications

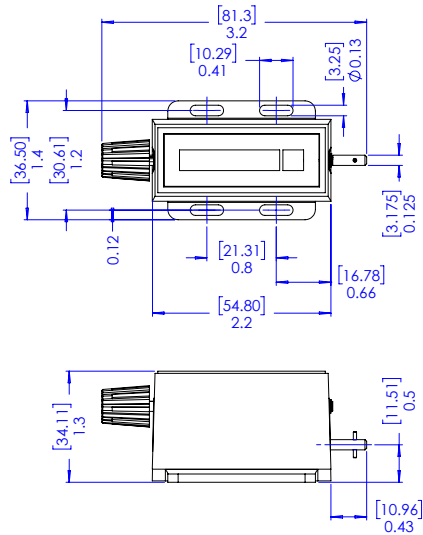
- Production Equipment
- Spooling
- Positioning

Specification

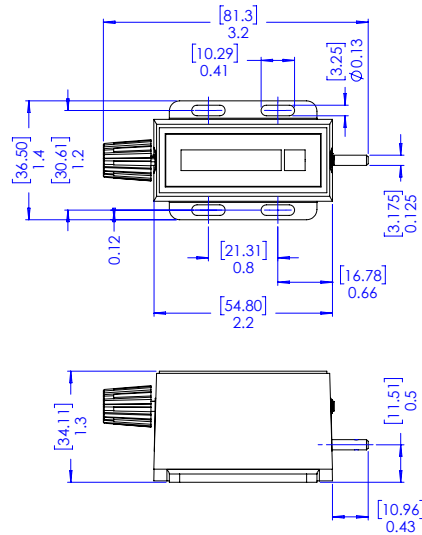
Figures	7-22x5: 5 figures 0.19" [5mm] high white on black
	21-22x5: 5 figures 0.19" [5mm] high white on black [FT] and 1 figure 0.15" [4mm] high red on white [IN]
	22-22x5: 4 figures 0.19" [5mm] high white on black [M] and 1 figure 0.19" [5mm] high red on white [DM]
Reset	Knob
Speed	500 revolutions/minute
Rotation	Top-coming or top-going
Shaft Extension	Right-hand or left-hand
Shaft Diameter	0.125" [3.2mm]
Ratio	7-22x5: 1 rotation = 10 counts
	21-22x5: 1 rotation = 1 feet (when used with a 1ft circumference wheel)
	22-22x5: 1 rotation = 1 meter (when used with a 1ft circumference wheel)
Operating Life	Beyond 10 million counts
Temp. Range	-15°F to +140°F I-26°C to +60°C I

Dimensions

21-22x5 | 22-22x5
(rotary pin drive)



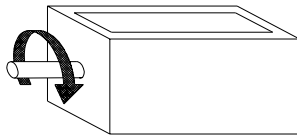
7-22x5
(solid drive shaft)



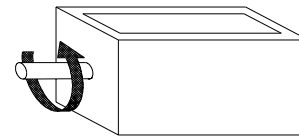
Recommended fixing: #5 [1/8 inch] or M3 pan head screw

Mechanical Rotation

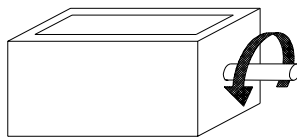
Left-hand top-coming:
(rotation #1)



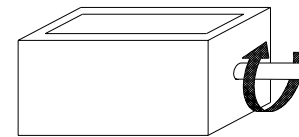
Left-hand top-going:
(rotation #2)



Right-hand top-coming:
(rotation #3)



Right-hand top-going:
(rotation #4)



Part Numbers:

7-2215	5 Digit, left-hand , top coming, add subtract, solid drive shaft
7-2225	5 Digit, left-hand , top going, add subtract, solid drive shaft
7-2235	5 Digit, right-hand , top coming, add subtract, solid drive shaft
7-2245	5 Digit, right-hand , top going, add subtract, solid drive shaft
21-2235	5 Digit, right-hand , top coming, add subtract, Feet & Inches, rotary pin drive
21-2245	5 Digit, right-hand , top going, add subtract, Feet & Inches, rotary pin drive
22-2235	4 Digit, right-hand , top coming, add subtract, Meters & DM, rotary pin drive

