

**MIT515, MIT525, MIT1025, MIT1525**

**5 kV, 10 kV, 15 kV DC Insulation Resistance Testers**

**Megger**<sup>®</sup>



- **Measures up to 30 TΩ**
- **Safety rated up to CAT IV  
1000 V to 3000 m**
- **Unique dual-case design - additional user  
protection**
- **Operates from battery or a.c. mains supply**
- **Rapid charge Li-ion battery**
- **Advanced memory with time / date stamp**

## DESCRIPTION

Megger's range of dc insulation testers, MIT515, MIT525, MIT1025 and MIT1525 are targeted at original equipment manufacturers and industrial companies. The top of the range MIT1525 performs insulation resistance tests up to 15 kV with a 30 TΩ maximum resistance and an accuracy of  $\pm 5\%$  from 1 MΩ up to 3 TΩ. The MIT515 offers IR, DAR and PI functions but has no memory functionality. MIT525, MIT1025 and MIT1525 have a full suite of test modes as well as on-board memory and the ability to stream data / download data to a PC / laptop. Instrument productivity is a focus of the MIT range, which offers rapid charge batteries and operation from an ac source if the batteries are dead. Rapid charge batteries enable >60 minutes testing after a 30 minute charge.

- **MIT515:** 5 kV IRT with PI and DAR but no memory
- **MIT525:** 5 kV IRT with all test modes including a ramp test plus advanced memory functions with recall to screen, RTC for time/date stamp of results and USB cable interface to PC / PowerDB
- **MIT1025:** 10 kV IRT with all test modes including a ramp test plus advanced memory functions with recall to screen, RTC for time/date stamp of results and USB cable interface to PC / PowerDB
- **MIT1525:** 15 kV IRT with all test modes including a ramp test plus advanced memory functions with recall to screen, RTC for time/date stamp of results and USB cable interface to PC / PowerDB

Safety rating is not compromised on the MIT range with all terminals safety rated to CAT IV 600 V to 3000 m (5 kV, 10 kV) or CAT IV 1000 V to 3000 m (15 kV). A range of 5 kV and 10 kV test leads are available plus dedicated 15 kV test leads, which are double insulated with clips designed for 15 kV creepage paths. The 15 kV leads are supplied in a carry bag. Suitably rated HV gloves and other personal protection equipment are required to be worn when testing.

The MIT range shares dual case design, which includes a tough outer case to protect the tester from knocks/drops and an inner fire retardant case. The IP rating is IP65 case closed eliminating moisture and dust ingress.

An intuitive user interface ensures no lost time remembering how to use the tester. Simplicity of operation is achieved with two rotary switches and the large backlight display which enables multiple results to be shown simultaneously. A graphical Quick Start Guide is provided inside the lid to assist first time users.

Five preset voltage ranges are provided in insulation test mode, plus a user settable lock voltage range. Preconfigured diagnostic tests include Polarization Index (PI), Dielectric Absorption Ratio (DAR), Dielectric Discharge (DD), Step Voltage (SV) and Ramp Test.

Test leads are double insulated (□) with clamps rated at 3 kV (□) equivalent to 6 kV single insulation for the medium clip leadset and 5 kV (□), equivalent to 10 kV single insulation for the large clip. The 15 kV leadset is insulated to 15 kV.

# MIT515, MIT525, MIT1025, MIT1525

## 5 kV, 10 kV, 15 kV DC Insulation Resistance Testers



Advanced memory storage includes time/date stamping of results, logging of data and recall of results to screen. A fully isolated USB device interface (type B) is used for safe transfer of data to Megger's PowerDB / Pro, Advanced and Lite asset management software (MIT525, MIT1025 and MIT1525 only).

### APPLICATION

The Insulation Resistance (IR) test is a quantitative test, which indicates the effectiveness of a product's electrical insulation. Applications include cables, transformers, motors / generators, circuit breakers and bushings. Common insulation tests are the "spot test", a 1 minute IR test and a 10 minute Polarisation Index (PI) test, where PI is the ratio  $R_{10\min} / R_{1\min}$  and is temperature independent.

### FEATURES AND BENEFITS

- Insulation resistance up to 30 TΩ @ 15 kV, 20 TΩ @ 10kV, 10 TΩ @ 5 kV
- IR, Timed IR, DAR, PI, DD, SV and Ramp diagnostic tests
- High current – 3 mA short circuit current
- High noise immunity – 3 mA (5 kV and 10 kV) 6 mA (15 kV) of noise rejection
- Li-ion battery – up to 6 hrs continuous testing @ 5 kV with a 100M load, battery meets IEC 2133
- Safety rating: CAT IV 600 V to 3000 m (5 kV, 10 kV) CAT IV 1000 V to 3000 m (15 kV)
- Large LCD with backlight
- Dedicated voltmeter function (30 V to 660 V)
- Advanced memory, on screen recall and real time clock for date / time stamped results (MIT525, MIT1025 and MIT1525 only)
- Download of on-board results via USB interface (MIT525, MIT1025 and MIT1525 only)
- Recorded temperature (measured by independent instruments) can be saved with test result (MIT525, MIT1025 and MIT1525 only)
- PowerDB Lite asset management software compatible (MIT525, MIT1025 and MIT1525 only)
- MIT515, MIT525 and MIT1025 safety rated at CAT IV 600 V (maintained to 3000 m altitude)
- MIT1525 safety rated at CAT IV 1000 V (maintained to 3000 m altitude)

### SPECIFICATIONS

#### a.c. voltage (auto-ranging)

MIT515, MIT525, MIT1025: 90-264 V rms, 47- 63 Hz 100 VA  
MIT1525 kV: 90-264 V rms, 47- 63 Hz 200 VA

**Battery charge time** 2.5 hours deep discharge,  
2 hours normal discharge

**Battery voltage** 10.8 V, 5.2Ah Li-ion batteries,  
meet IEC 62133:2003, MIT1525 has  
2 battery packs

#### Battery life

MIT515, MIT525: 6 hours (typical) continuous  
testing at 5 kV with a 100 MΩ load  
MIT1025: 4.5 hours (typical) continuous  
testing at 10 kV with a 100 MΩ load  
MIT1525: 4.5 hours (typical) continuous  
testing at 15 kV with a 100 MΩ load

#### Test voltage

MIT515, MIT525: 250 V, 500 V, 1000 V, 2500 V,  
5000 V, User defined test voltage  
MIT1025: 500 V, 1000 V, 2500 V, 5000 V,  
10000 V, User defined test voltage  
MIT1525: 1000 V, 2500 V, 5000 V, 10000 V,  
15000 V, User defined test voltage

#### User defined test voltage

MIT515 & MIT525: 40 V to 1 kV in 10 V steps,  
MIT1025 & MIT1525: 100 V to 1 kV in 10 steps,  
All units: 1 kV to 5 kV in 25 V steps,  
MIT1525 only: 5 kV to 15 kV in 25 V step

**Test voltage accuracy** +4%, -0%, ±10 V nominal test  
voltage at 1 GΩ load (0°C to 30°C)

**Resistance range** 10 kΩ to 15 TΩ @ 5 kV,  
10 kΩ to 20 TΩ @ 10 kV,  
10 kΩ to 30 TΩ @ 15 kV

#### Accuracy

##### MIT515, MIT525 accuracy (23 °C) from 1MΩ to

	5000 V	2500 V	1000 V	500 V	250 V
±5%	1 TΩ	500 GΩ	200 GΩ	100 GΩ	50 GΩ
±20%	10 TΩ	5 TΩ	2 TΩ	1 TΩ	500 GΩ

##### MIT1025 accuracy (23 °C) from 1MΩ to

	10 kV	5000 V	2500 V	1000 V	500 V
±5%	2 TΩ	1 TΩ	500 GΩ	200 GΩ	100 GΩ
±20%	20 TΩ	10 TΩ	5 TΩ	2 TΩ	1 TΩ

##### MIT1525 accuracy (23 °C) from 1MΩ to

	15 kV	10 kV	5000 V	2500 V	1000 V
±5%	3 TΩ	2 TΩ	1 TΩ	500 GΩ	200 GΩ
±20%	30 TΩ	20 TΩ	10 TΩ	5 TΩ	2 TΩ

**Guard terminal performance**

Guards out parallel leakage resistance down to 250 kΩ with a maximum additional resistance error of 1% with a 100 MΩ load

**Display analog:** 100 kΩ to 10 TΩ

**Digital:**

MIT515, MIT525 10 kΩ to 10 TΩ

MIT1025 10 kΩ to 20 TΩ

MIT1525 10 kΩ to 30 TΩ

**Short circuit / charge current**

3 mA @ 5 kV, 10 kV, 15 kV

**Insulation test alarm:** 100 kΩ to 10 GΩ

**Capacitor charge**

MIT515, MIT525 <3 s/μF at 3 mA to 5 kV

MIT1025 <5 s/μF at 3 mA to 10 kV

MIT1525 <7.5 s/μF at 3 mA to 15 kV

**Capacitor discharge**

MIT515, MIT525 <250 ms/μF to discharge from 5 kV to 50 V

MIT1025 <250 ms/μF to discharge from 10 kV to 50 V

MIT1525 <3500 ms/μF to discharge from 15 kV to 50 V

**Capacitance range**

With test voltage set above 500 V

MIT515, MIT525, MIT1025: 10 nF to 25 μF

MIT1525: 10 nF to 50 μF

**Capacitance measurement accuracy**

±10% ±5 nF

**Current range** 0.01 nA to 6 mA

**Current accuracy** ±5% ±0.2 nA at all voltages (20 °C)

**Interference**

MIT515, MIT525: 3 mA from 450 V to 5 kV

MIT1025: 3 mA from 960 V to 10 kV

MIT1525: 6 mA from 2100 V to 15 kV

**Voltmeter range** 30 V to 660 V a.c. or d.c., 45Hz – 65Hz

**Voltmeter accuracy** ±3%, ±3V

**Timer range** Up to 99 minutes 59 seconds, 15 second minimum setting

**Memory capacity** 5.5 hours logging @ 5 sec intervals (MIT525, MIT1025 and MIT1525 only)

**Test modes**

MIT515: IR, IR(t), DAR, PI

MIT525, MIT1025, MIT1525: IR, IR(t), DAR, PI, SV, DD, Ramp test

**Interface** USB type B (device) (MIT525, MIT1025 and MIT1525 only)

**Real time output** 1 Hz output readings (V, I, R) (MIT525, MIT1025 and MIT1525 only)

**ENVIRONMENTAL**

**Maximum altitude** 3000 m (5 kV, 10 kV)  
3000 m (15 kV)

**Operating temperature range** -4 °F to +122 °F (-20 °C to +50 °C)

**Storage temperature range** -13 °F to +149 °F (-25 °C to +65 °C)

**Humidity** 90% RH non-condensing at 104 °F (40 °C)

**IP rating** IP65 (lid closed), IP40 (lid open)

**Safety**

MIT515, MIT525 MIT1025: CAT IV 600 V to 3000 m altitude

MIT1525: CAT IV 1000 V to 3000 m altitude

Meets the requirements of IEC 61010-1.

**Dimensions**

(5 kV, 10 kV) L 315 mm x W 285 mm x H 181 mm  
(15 kV) L 360 mm x W 305 mm x H 194 mm

**TEST LEADS SUPPLIED**

The MIT515, MIT525, MIT1025 and MIT1525 are all supplied with test leads that are compliant with the requirements of IEC61010-031:2008.

The 5 kV models are supplied with one 10 ft (3 m) lead-set with medium sized clips.

The 10 kV model is supplied with two 10 ft (3 m) lead-sets, one with medium sized clips and the other with large clips with insulation suited to 10 kV use.

The 15 kV model is supplied with a 10 ft (3 m) lead-set, with large clips with insulation suited to 15 kV use.

These leads are designed based on Megger's extensive knowledge of insulation testing using the latest technology. The leads are in compliance with IEC61010-31:2008, which requires a fully insulated clip design.

**MEDIUM INSULATED TEST CLIP 3 M X 3 LEADSET - 5 KV AND 10 KV**

These test leads are supplied as standard on MIT515, MIT525 and the MIT1025.

These clips are designed for clamping on larger diameter test pieces but where space is at a premium.

The insulation is designed only to protect the user from the output of Megger 5 kV and 10 kV (set below 6 kV) insulation resistance testers. The clips cannot in any circumstance be relied on to protect the user from live a.c. systems above 600 V ac, r.m.s. in an CAT IV environment.

**Cable insulation rating:** 12 kV dc (marked on cable)

**Cable type:** Flexible dual insulated silicon (inner insulation layer coloured white to highlight damage)

## MIT515, MIT525, MIT1025, MIT1525

### 5 kV, 10 kV, 15 kV DC Insulation Resistance Testers

# Megger®

#### MEDIUM INSULATED TEST CLIP 3 M X 3 LEADSET - 15 kV

These test leads are supplied as an option on the MIT1525. These clips are designed for clamping on larger diameter test pieces but where space is at a premium. The insulation is designed only to protect the user from the output of Megger 15 kV (set below 6 kV) insulation resistance testers. The clips cannot in any circumstance be relied on to protect the user from live ac systems above 1000 V ac, r.m.s. in an CAT IV environment.



**Cable insulation rating:** 15 kV dc (marked on cable).

**Cable type:** flexible dual insulated silicon (inner insulation layer colored white to highlight damage).

These test leads may also be supplied in none standard lengths to suit a particular application.

#### LARGE INSULATED TEST CLIP 3 M X 3 LEADSET

These test leads are supplied as standard on MIT1025 and MIT1525 models (different leadset dependant on model). These clips are designed for clamping on to larger diameter test pieces. The insulation is designed only to protect the user from the output of Megger 5 kV, 10 kV and 15 kV insulation resistance testers. The clips cannot in any circumstance be relied on to protect the user from live a.c. systems above 600 V ac, r.m.s. in an CAT IV environment.



**10 kV lead set Cable insulation rating:** 12 kV d.c. (marked on cable)  
**Cable type:** flexible dual insulated silicon (inner insulation layer colored white to highlight damage).



**15 kV lead set Cable insulation rating:** 18 kV dc (marked on cable)  
**Cable type:** Flexible dual insulated silicon (inner insulation layer coloured white to highlight damage)

The design of the lead sets is intended to facilitate connection to a variety of de-energized systems for the purpose of making insulation resistance measurements. In all cases it is the responsibility of the user to employ safe working practices and verify that the system is safe before connection. Even isolated systems may exhibit significant capacitance, which will become highly charged during the application of the insulation test. This charge can be lethal and connections, including the leads and clips, should never be touched during the test. The system must be safely discharged before touching connections.

#### DESIGNED FOR EVERYDAY USE

Test leads are a key component of any precision instrument and safety, long life, and the ability to provide reliable connections to a variety of test pieces found in everyday applications are of the utmost importance. Megger design test leads for both safety and practical operation.

#### LOCKING HV INSULATED PLUGS / NON-REMOVABLE TEST CLIPS

All Megger 5 kV, 10 kV and 15 kV insulation testing test leads are fitted with unique locking HV plugs and non-removable test clips. This reduces the likelihood of a plug or clip inadvertently losing electrical connection and the capacitance of a long cable remaining lethally charged.

With the arrows on the plug finger guard horizontal on the instrument as shown to lock. Twist 90° to unlock. In addition, for the same reason, the test clips are not removable from the test lead.



#### PRACTICAL INSULATION DESIGN

Moving jaw fingers maintain the clips touch proof safety when the clip is closed but flex back to allow the metal teeth of the clip to contact test piece unimpeded when in use.



Megger clip being tested with IEC standard test finger for creepage and clearance.



#### PRACTICAL JAW DESIGN

Curved jaws allow reliable connection around test pieces and flat jaw tips provide excellent connection and gripping of individual wires.



More detailed information can be found on the 5 kV, 10 kV and 15 kV insulation tester lead sets application note.

# MIT515, MIT525, MIT1025, MIT1525

## 5 kV, 10 kV, 15 kV DC Insulation Resistance Testers



	MIT515	MIT525	MIT1025	MIT1525
Max. output voltage	5 kV	5 kV	10 kV	15 kV
Max. resistance	10 TΩ	10 TΩ	20 TΩ	30 TΩ
Accuracy from 1 MΩ to	$\pm 5\% \leq 1 \text{ T}\Omega$ $\pm 20\%$ to 10 TΩ	$\pm 5\% \leq 1 \text{ T}\Omega$ $\pm 20\%$ to 10 TΩ	$\pm 5\% \leq 2 \text{ T}\Omega$ $\pm 20\%$ to 20 TΩ	$\pm 5\% \leq 3 \text{ T}\Omega$ $\pm 20\%$ to 35 TΩ
Short circuit output current	3 mA	3 mA	3 mA	3 mA
Max. noise rejection	3 mA	3 mA	3 mA	6 mA
Safety rating (to max. altitude)	CAT IV 600 V	CAT IV 600 V	CAT IV 600 V	CAT IV 1000 V
Max. altitude	3000 m	3000 m	3000 m	3000 m
Battery charge	2.5 hrs	2.5 hrs	2.5 hrs	2.5 hrs
Battery life single charge	6 hrs	6 hrs	4.5 hrs	4.5 hrs
USB interface		■	■	■
On-board memory		■	■	■
Temperature value stored		■	■	■
Time / date stamped results		■	■	■
Compact / lightweight	10 lb (4.5 kg)	10 lb (4.5 kg)	10 lb (4.5 kg)	14 lb (6.5 kg)
Easy rotary switch operation	■	■	■	■
Digital / analogue display	■	■	■	■
Display backlight	■	■	■	■
Voltage output measurement	■	■	■	■
Dedicated voltmeter	■	■	■	■
Default voltmeter function	■	■	■	■

# MIT515, MIT525, MIT1025, MIT1525

## 5 kV, 10 kV, 15 kV DC Insulation Resistance Testers

### ORDERING INFORMATION

Description	Part number	Description	Part number
MIT515-US	1001-936	MIT1025-US	1001-944
MIT525-US	1001-940	MIT1525-US	1002-909

### INCLUDED ACCESSORIES

Description	Part number	Description	Part number
<b>Included accessories</b>		<b>Lead sets</b>	
Power lead	1008-016	10 ft (3 m) lead set, medium size insulated clips (MIT515 and MIT525 only)	1008-022
USB cable (MIT525, MIT1025, MIT1525)	25970-041	10 ft (3 m) lead set x 3, medium and large insulated clips (MIT1025 only)	1002-534
Calibration certificate	1000-113	10 ft (3 m) lead set x 3, large 15 kV insulated clips (MIT1525 only)	1008-023

### OPTIONAL TEST LEAD SETS

Description	Part number	Description	Part number
<b>1 kV test lead sets</b> (MIT515, MIT525, MIT1025 only)		<b>1 kV test lead sets</b> (MIT1525 only)	
Fused test probe and clip lead set	1002-913	2 x 4 ft (1.25 m) Fused test lead set with probes and clips	1005-265
Control circuit test set	6220-822	2 x 10 ft (3 m) Control circuit test lead set	1005-264

### OPTIONAL HV TEST LEAD SETS

Description	Part number	Description	Part number
<b>HV test leads sets</b> (MIT515, MIT525, MIT1025 only)		<b>Screened HV test lead sets</b> (MIT515, MIT525, MIT1025 only)	
* These test leads may also be supplied in non-standard lengths to suit a particular application / requirement.		1 x 10 ft (3 m), with 5 kV screened uninsulated small clips	6220-835
10 ft (3 m) leadset x 3, large insulated clips (MIT1025 only)	1002-534	1 x 50 ft (15 m), with 5 kV screened uninsulated small clips	6311-080
3 x 16 ft (5 m) with large insulated clips	1002-645	10 ft (3 m), 10 kV screened uninsulated small clips	6220-834
3 x 26 ft (8 m) with large insulated clips	1002-646	33 ft (10 m), 10 kV screened uninsulated small clips	6220-861
3 x 33 ft (10 m) with large insulated clips	1002-647	50 ft (15 m), 10 kV screened uninsulated small clips	6220-833
3 x 50 ft (15 m) with large insulated clips	1002-648	<b>Screened HV test lead sets</b> (MIT1525 only)	
3 x 16 ft (5 m) with medium insulated clips	1002-641	10 ft (3 m), 15 kV screened, large size insulated clips, supplied in carry bag	1005-266
3 x 26 ft (8 m) with medium insulated clips	1002-642	33 ft (10 m), 15 kV screened, large size insulated clips, supplied in carry bag	1005-267
3 x 33 ft (10 m) with medium insulated clips	1002-643	50 ft (15 m), 15 kV screened, large size insulated clips, supplied in carry bag	1005-268
3 x 50 ft (15 m) with medium insulated clips	1002-644	66 ft (20 m), 15 kV screened, large size insulated clips, supplied in carry bag	1005-269
10 ft (3 m) lead set, medium size insulated clips (MIT515 and MIT525 only)	1008-022	<b>Other</b>	
<b>HV test lead sets</b> (MIT1525 only)		CB101 5 kV Calibration Box	6311-077
10 ft (3 m) leadset x 3, large 15 kV insulated clips (MIT1525 only)	1008-023	UKAS calibration certificate	1000-047
3 x 16 ft (5 m) lead set, large size insulated clips	1005-259		
3 x 33 ft (10 m) lead set, large size insulated clips	1005-260		
3 x 50 ft (15 m) lead set, large size insulated clips	1005-261		
3 x 10 ft (3 m) lead set, medium size insulated clips	1005-262		
3 x 33 ft (10 m) lead set, medium size insulated clips	1005-263		

MIT515--MIT525--MIT1025--MIT1525\_DS\_US\_V20

ISO 9001

The word 'Megger' is a registered trademark

**Megger**<sup>®</sup>

1.800.561.8187

www.itm.com

information@itm.com



**5 kV, 10 kV and 15 kV  
Test Leads**

**Megger**<sup>®</sup>  
Power on

1.800.561.8187


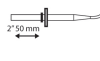

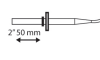

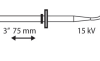


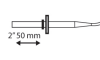

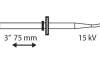

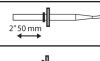

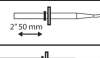
www.**itm**.com

information@itm.com

**5 kV, 10 kV and 15 kV  
Test Lead Selection Chart**

■ Supplied as standard

□ Optional

Megger		Power on		5 kV, 10 kV and 15 kV Test Lead Selection Chart			■ Supplied as standard □ Optional		Leads supplied as standard and optional							
Clip type	Clip capacity	HV Plug	Cat. No. on datasheet	Cat. No. New (if applicable)	Description	Safety CAT rating	5 kV Insulation Testers				10 kV Insulation Testers		15 kV Insulation Testers			
	18mm		1002-531	1008-022	3m (10ft), 6 kV MEDIUM insulated clip, set of 3	CATIV 600V	■	■	■	■	■	■	■			
			1002-641		5m (16ft), 6 kV MEDIUM insulated clip, set of 3	CATIV 600V	□	□	□	□	□	□	□			
			1002-642		8m (26ft), 6 kV MEDIUM insulated clip, set of 3	CATIV 600V	□	□	□	□	□	□	□			
			1002-643		10m (33ft), 6 kV MEDIUM insulated clip, set of 3	CATIV 600V	□	□	□	□	□	□	□			
			1002-644		15m (50ft), 6 kV MEDIUM insulated clip, set of 3	CATIV 600V	□	□	□	□	□	□	□			
		1005-262		3m leadset (x 3, red, blue, black) , medium insulated clips	CATIV 600V									■	■	
		1005-263		10m leadset (x 3, red, blue, black) , medium insulated clips	CATIV 600V									□	□	
	34mm		1002-534	1007-311	3m (10ft), 10 kV LARGE insulated clip, set of 3	CATIV 600V	□	□	□	□	□	■	■			
			1002-645		5m (16ft), 10 kV LARGE insulated clip, set of 3	CATIV 600V	□	□	□	□	□	□	□			
			1002-646		8m (26ft), 10 kV LARGE insulated clip, set of 3	CATIV 600V	□	□	□	□	□	□	□			
			1002-647		10m (33ft), 10 kV LARGE insulated clip, set of 3	CATIV 600V	□	□	□	□	□	□	□			
			1002-648		15m (50ft), 10 kV LARGE insulated clip, set of 3	CATIV 600V	□	□	□	□	□	□	□			
	38mm		1005-259		5m leadset (x 3, red, blue, black) , large insulated clips	CATIV 1000V								□	□	
			1005-260		10m leadset (x 3, red, blue, black) , large insulated clips	CATIV 1000V								□	□	
			1005-261		15m leadset (x 3, red, blue, black) , large insulated clips	CATIV 1000V								□	□	
			8101-181	NLA	3m (10ft), BARE COMPACT clip, set of 3	NONE										
			8101-182	NLA	8m (26ft), BARE COMPACT clip, set of 3	NONE										
			8101-183	NLA	15m (50ft), BARE COMPACT clip, set of 3	NONE										
	18mm		6220-835		3m (10ft), BARE COMPACT clip, 5 kV SCREENED black lead, 3 clips, 2 leads	NONE	□	□	□	□	□					
			6311-080		15m (50ft), BARE COMPACT clip, 5 kV SCREENED black lead, 3 clips, 2 leads	NONE	□	□	□	□	□					
			6220-834		3m (10ft), BARE COMPACT clip, 10 kV SCREENED black lead, 3 clips, 2 leads	NONE						□	□			
			6220-861		10m (33ft), BARE COMPACT clip, 10 kV SCREENED black lead, 3 clips, 2 leads	NONE	□	□	□	□	□	□	□			
			6220-833		15m (50ft), BARE COMPACT clip, 10 kV SCREENED black lead, 3 clips, 2 leads	NONE						□	□			
	38mm		1005-266		3m (9.8ft) Leadset, 15kV Screened, large insulated clips	CATIV 1000V								□	□	
			1005-267		10m (33ft) Leadset, 15kV Screened, large insulated clips	CATIV 1000V								□	□	
			1005-268		15m (49ft) Leadset, 15kV Screened, large insulated clips	CATIV 1000V								□	□	
			1005-269		20m (66ft) Leadset, 15kV Screened, large insulated clips	CATIV 1000V								□	□	
	20mm		6220-822		3m (10ft), 1kV insulated probe and clip set for CONTROL CIRCUIT TESTING, set of 2	Clip = CATIII Probe = CATIV 600V	□	□	□	□	□	□	□			
			1005-264		3m (10ft), 1kV insulated probe and clip set for CONTROL CIRCUIT TESTING, set of 2	Clip = CATIII Probe = CATIV 600V								□	□	
	20mm		1002-913		1.25m (4ft) 1kV insulated FUSED probe and clip set for <1 kV voltage measurements, set of 2.	CATIV 600V			□	□	□	□	□			
			1005-265		1.25m (4ft) 1kV insulated FUSED probe and clip set for <1 kV voltage measurements, set of 2.	CATIV 600V								□	□	

