

Thermal anemometer probe
0635.1047



Application Information

en

General Information

Please also refer to the documentation included with the measuring instrument.

Intended Use

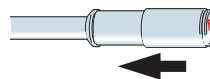
The thermal anemometer probe is designed to measure and inspect laboratory fume cupboards in conjunction with the testo 400 measuring instrument.

Technical data

Feature	Values
Application temperature	0 to +50 °C/32 to 122 °F
Sensor	Thermal
Measurement range	0 to 5.00 m/s
Accuracy (at 22 °C)	± (0.02 m/s + 5 % of reading)
Time constant	< 0.5 s
Adjustment	In free jet Ø 350 mm, reference pressure 1013 hPa, referred to testo reference DKD laboratory velocity.
Absolute pressure	Compensation in testo 400, testo 454
Standard	Corresponds to EN 14175-3, -4 (Draft)

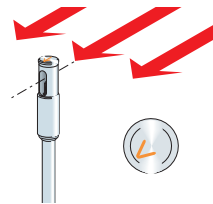
Operation

Setting up probe



- 1 Connect probe to measuring instrument.
- 2 Push down probe protection cap until it can go no further, both openings must be uncovered.
- 3 Pull out probe to the required length.

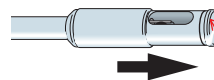
Measuring



- ▶ Align the probe head such that the flow direction corresponds to the arrow on the probe head.

In the case of deviations from the exact alignment, the probe shows the correct reading even if the angle is turned by 20°.

Finish measurement



- ▶ Push up probe protection cap as far as it will go so that the measurement sensor is protected.