






Technical data probe series testo 660x

	testo 6601	testo 6602	testo 6603	testo 6604	testo 6605
					
Type	Wall	Duct	Duct	Cable	Cable
Operating range	Room climate probe wall mounting	Climate probe duct mounting	Process climate probe duct mounting for higher process temperatures	Climate probe with cable	Stainless steel process probe with cable for higher process temperatures

Measurement parameters

Humidity

Meas. range***		0 to 100 %RH			
Measurement uncertainty* (+25 °C)**		±(1.7 + 0.007 * mv) %RH (0 to 90 %RH) / ±(1.9 + 0.007 * mv) %RH (90 to 100 %RH) +0.02 %RH per Kelvin dependent on the process and electronics temperature (for a deviation of 25 °C / 77 °F)			
Selectable units		%RH; °Ctd/°Ftd			
Reproduceability		better than ±0.2 %RH			
Sensor	Testo capacitive humidity sensor, plug-in	Testo capacitive humidity sensor, plug-in	Testo capacitive humidity sensor, plug-in	Testo capacitive humidity sensor, plug-in	Testo capacitive humidity sensor; soldered
Response time (without protective filter)	t90 max. 10 sec.				
Temperature					
Selectable units		°C/°F			
Sensor	-20 to +70 °C/ -4 to +158 °F	-30 ... +120 °C/ -22 ... +248 °F	-20 ... +70°C/ -4 ... +158 °F	-30 ... +120 °C/ -22 ... +248 °F	
Measurement uncertainty* (at +25 °C / +77 °F)	±0.15 °C / 0.27 °F (PT1000 Class A)				Pt1000 Class AA

General technical data

Probe shaft	Plastic ABS				Stainless steel
Cable	FEP coated				
Plug	Plastic ABS				
Probe dimensions (diameter)	12 mm				
Probe dimensions (probe shaft length)	70/200 mm	280 mm	140/280 mm	200/500 mm	
Cable length	–	specifically for duct versions	1 / 2 m	1 / 2 / 5 m	

Operating conditions

Pressure tightness	without	1 bar positive pressure (probe tip)	PN 10 (probe tip) PN 1 (probe tip)
--------------------	---------	-------------------------------------	---------------------------------------

* Other accuracies apply for wall probe length 70 mm combined with a current output (P07):
Operation: 2 channels at 12 mA, without display illumination, relay off, additional measurement error to above values at +25 °C (+77 °F), humidity $\pm 2.5 \% RH$

***For continuous applications in high humidity (>80 %RH at $\leq 30 ^\circ C$ for >12 h, >60 %RH at $>30 ^\circ C$ for >12h), please contact us via www.testo.com.

**The determination of measurement uncertainty takes place according to GUM (Guide to the Expression of Uncertainty in Measurement):

For the determination of measurement uncertainty, the accuracy of the measuring instrument (hysteresis, linearity, reproduceability), the uncertainty contribution of the test site as well as the uncertainty of the adjustment site (works calibration) are taken into account. For this purpose, the value of $k=2$ of the extension factor, which is usual in measurement technology is used as a basis, which corresponds to a